



AIR SOURCE HEAT PUMP



For A Greener Future...

The perfect home is made up of numerous elements. Living with an Eco-Friendly central heating system is becoming an essential solution for the modern home.

The Electric Heating Company Air Source Heat Pumps are an innovative solution for heating homes and buildings.

The Air Source Heat Pump systems work by extracting energy from the air outside and using it to heat the interior of the building. This is achieved through a process known as reverse refrigeration, which involves removing heat from the air and using it to heat water and air in the home or building.

Air Source Heat Pumps can help to improve indoor air quality. Unlike traditional heating systems, which can emit pollutants and allergens, Air Source Heat Pumps do not produce any harmful emissions. These systems can provide consistent and efficient heat, without the fluctuations and noise often associated with traditional gas heating systems.

Air Source Heat Pumps are also eligible for various government incentives and grants. These incentives and grants can help to offset the cost of installing an Air Source Heat Pump.

Air Source Heat Pumps are an excellent choice for anyone looking to reduce their energy bills, improve their indoor air quality, and achieve a more comfortable and quiet heating solution.

Boost Heating Element:

In situations where the temperature outside decreases to a low temperature, our internal unit incorporates a supplementary modulating auxiliary element that works in conjunction with the heat pump to enhance the system’s temperature. This additional component serves as a complement to the heat pump and aids in boosting it’s performance when external conditions are particularly cold. This results in a more efficient and reliable heating system that can keep you warm and cozy even in harsh weather conditions.

Energy efficiency:

Air Source Heat Pumps are highly efficient, as they extract energy from the air to heat indoor spaces. This reduces the reliance on fossil fuels, which are a major contributor to greenhouse gas emissions.

Lower greenhouse gas emissions:

Air Source Heat Pumps do not produce any carbon emissions. By reducing the use of fossil fuels, the Air Source Heat Pumps can help lower greenhouse gas emissions, which are the main cause of global warming.

Reduced energy costs:

Air Source Heat Pumps are more cost-effective than traditional heating systems such as oil & gas. Over the long term, as they require less energy to produce the same amount of heat.

Air Source Heat Pumps offer a cost-effective alternative to traditional heating systems like oil and gas. They deliver the same amount of heat while consuming less energy, which results in long-term energy savings.

Increased use of renewable energy:

Air Source Heat Pumps encourage the use of renewable energy sources, which are essential in the transition to a net-zero carbon future.

Air Source Heat Pumps encourage the use of renewable energy sources because they extract heat energy from the air, which is a naturally replenished resource. Unlike fossil fuels such as oil and gas, which contribute massively to carbon emissions. The heat generated by Air Source Heat Pumps is derived from renewable sources.

Increased energy independence:

By reducing the reliance on fossil fuels, Air Source Heat Pumps can increase energy independence and help to ensure a more stable energy supply in the future.

Overall, Air Source Heat Pumps play a key role in the transition to net-zero carbon and contribute to a more sustainable and environmentally friendly future.

Introduction	1	Iconic Air - 8kW	7
Range of Air Source Heat Pumps	2	Iconic Air - 12kW	8
Neptune AIR Range of Cylinders	3	Iconic Air - 16/23 kW	10
Air Source Heat Pump Indoor Unit	4	Quiet Operation	12
COP Efficiency & Performance Table	5	Neptune AIR Cylinder	14
Air Source Heat Pump Dimensions	6	Package Components	14



Range of Heat Pumps

Air Source Heat Pumps are the most recent, cutting-edge and innovative heating solution for home and buildings. The Heat Pumps’ excellent energy efficiency and eco-friendly design enable them to accomplish their goal of achieving heat and hot water demands.



Various outputs available - from 8 to 23kW

The ability to select an outdoor unit with the relevant heat output will make the Iconic Air suitable for both small and meduim sized dwellings.

Complete packages with the Air Source Heat Pump

The Air Source Heat Pump packages mean that you do not have to worry about selecting any additional equipment. They are available as standard units or complete packages. The package units include carefully selected components to ensure the most efficient operation of the system. Whilst providing a one stop shop experience.

Weather control

Based on the outside temperature, the Heat Pump automatically adjusts the operation of the system, to maintain the set temperature in all rooms. This ensures high thermal comfort and economical operation.

Control of 2 heating circuits + hot water circuit

Air Source Heat Pumps have the ability to control two independent circuits. This makes it successful in heating mixed installations in the form of under floor heating and radiator heating. An additional circuit heats the domestic water via the hot water tank.





Neptune Air 180/44L



Neptune Air 210/44L



Neptune Air 240/44L

Save time and money with the Air Source Heat Pump

The indoor unit consists of components that are necessary for the proper operation of the heating system.

Normally these components would be installed and configured separately, and their purchase would be an additional cost.

With our Air Source Heat Pump, they are already built-in.

The Hydraulic Group Consists of:

Three-Way Diverter Valve - allows the indoor unit to supply up to 2 heating circuits and a hot water circuit.

Safety Components - expansion vessel with a capacity of 12L, safety valve, electronic pressure sensor and automatic air vent

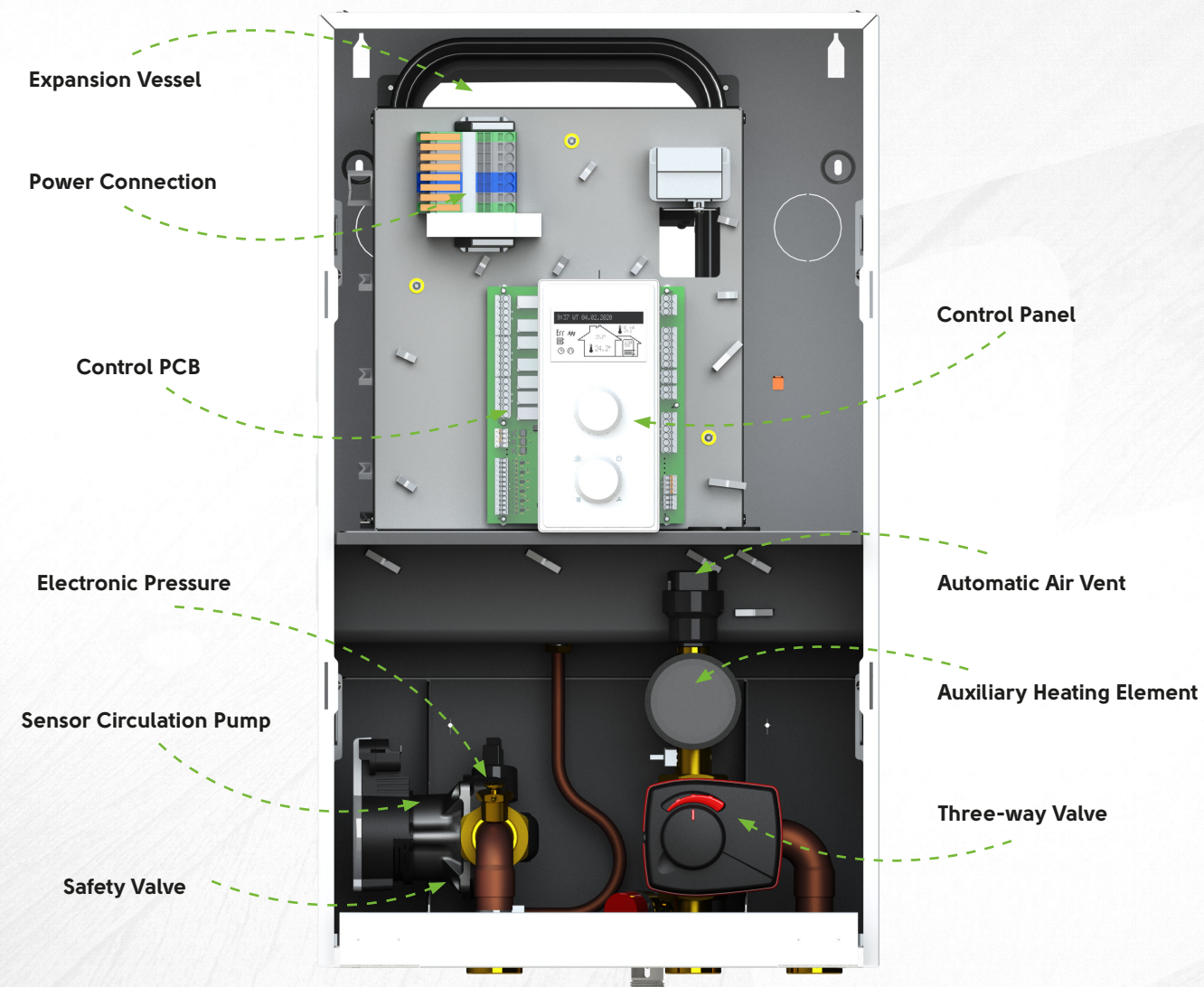


Want to find out more about the Air Source Heat Pump?

Scan here for more information



Indoor Unit




Smart ERP Circulator

Efficient and energy saving electronic circulator.



Intuitive Control Panel

Allows you to programme and manage usage of the heat pump in a convenient way on a clear LCD Screen.



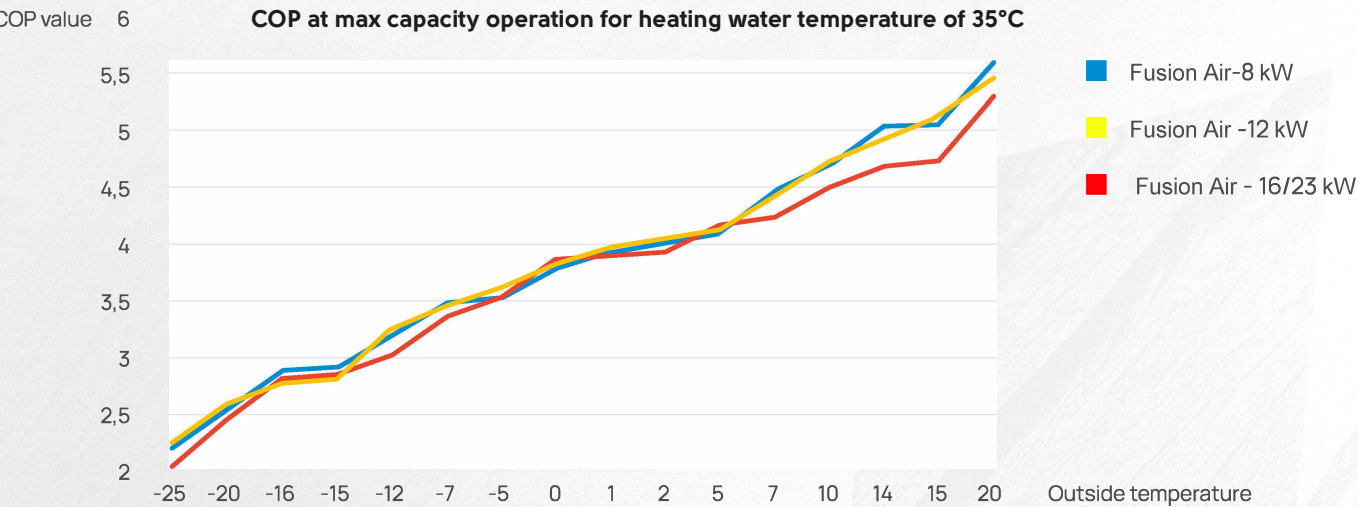
Boost Heating Element

Indoor unit features a built-in boost heating element that works with the heat pump to help achieve the desired temperature when the outside temperature drops too low.

High COP Efficiency

The COP Parameter determines the efficiency of the Heat Pump

The Coefficient of Performance (COP) is the translation of 1kW of electricity consumed into heating energy that the heat pump delivers to your home.



Performance Table

Model		Iconic Air 8kW	Iconic Air 12kW	Iconic Air 16/23kW
Delivered/Supplied Power* at 7/35°C	kW	8.2/1.84	12.5/2.95	23/5.20
Delivered/Supplied Power* at 2/35°C	kW	7.1/1.78	11.3/2.87	20.5/5.11
Delivered/Supplied Power* at 0/35°C	kW	6.8/1.76	11.0/2.85	19.1/4.98
Delivered/Supplied Power* at -5/35°C	kW	6.0/1.70	9.8/2.77	18/4.96
Delivered/Supplied Power* at -7/35°C	kW	5.8/1.66	9.2/2.73	17.1/4.93
Delivered/Supplied Power* at 7/45°C	kW	8.7/2.48	13.3/3.98	23.3/6.3
Delivered/Supplied Power* at 2/45°C	kW	7.6/2.40	12.0/3.87	21.1/6.18
Delivered/Supplied Power* at 0/45°C	kW	7.2/2.38	11.7/3.85	18.1/6.03
Delivered/Supplied Power* at -5/45°C	kW	6.4/2.30	10.4/3.73	16.4/6.01
Delivered/Supplied Power* at -7/45°C	kW	6.1/2.24	9.8/3.69	15.8/5.96
Delivered/Supplied Power* at 7/55°C	kW	8.2/2.71	12.5/4.35	21/6.54
Delivered/Supplied Power* at 2/55°C	kW	7.1/2.62	11.3/4.23	17.7/6.42
Delivered/Supplied Power* at 0/55°C	kW	6.7/2.59	11.0/4.20	15.2/6.26
Delivered/Supplied Power* at -5/55°C	kW	6.3/2.70	10.2/4.39	14.8/6.72
Delivered/Supplied Power* at -7/55°C	kW	6.1/2.63	9.6/4.33	14.3/6.67




Heat Pump Dimensions



Dimensions & Weights

Product Code	Width (mm)	Height (mm)	Depth (mm)	Diameter (mm)	Weight (kg)
Indoor Unit	416	709	319	-	29
Iconic Air - 8kW	1165	795	450	-	90
Iconic Air - 12kW	1280	928	500	-	132
Iconic Air - 16/23kW	1240	1329	540	-	160
Neptune Air 180/50L	-	1711	-	550	59
Neptune Air 210/50L	-	1899	-	550	65
Neptune Air 240/50L	-	2103	-	550	69

Scan here for more information



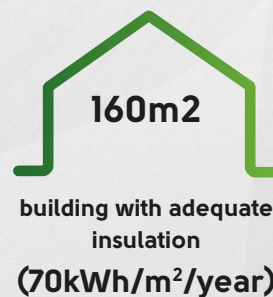
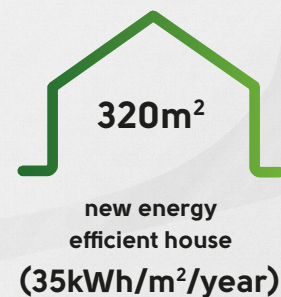
Advantages & Functions:

- Energy class: A+++ (35°C) / A++ (55°C)
- Wide operating range at -25°C to +43°C of outside air
- Quiet operation of the unit - 52 dB (A) from a distance of 1m
- Monobloc outdoor unit utilises an eco-friendly R32 refrigerant
- Indoor unit features an Electric Boost heating element with automatic power modulation 3/6kW
- High energy efficiency COP 4.6 (A7/W35)
- EVI injection system - high operating efficiency and water temperature up to 60°C
- Weather control for heating purposes
- Hourly, daily and weekly control cycle of the hot water circulation pump
- Management of 2 heating circuits (radiators + underfloor heating) and hot water circuit
- Condensate protection against freezing



Scope of Application:

Maximum electricity demand: up to 11,113kWh/year*



*Measurements taken in a mild climate. Calculations may vary depending on the climate zone in which the building is located.

Iconic Air - 8kW

Monobloc Heat Pump package consisting of the Air Source Heat Pump only.



Heat Pump Only

Iconic Air Complete Package - 8kW


Monobloc Heat Pump package consisting of the Air Source Heat Pump, combined Hot Water Cylinder with integral 44L buffer complete with all required auxiliary components.



Complete Heat Pump Package including Cylinder and buffer complete with required components

Product Code	Iconic Air Standard	Iconic Air Complete
Energy class	A+++ (35°C) / A++ (55°C)	A+++ (35°C) / A++ (55°C)
Maximum heating power heat pump (kW)	8.2 (A+7/W35) 7.1 (A+2/W35) 5.8 (A-7/W35)	8.2 (A+7/W35) 7.1 (A+2/W35) 5.8 (A-7/W35)
Energy efficiency COP up to:	4.6 (A+7/W35) 4.01 (A+2/W35) 3.49 (A-7/W35)	4.6 (A+7/W35) 4.01 (A+2/W35) 3.49 (A-7/W35)
Sound power level dB (A)	60	60
Max sound power level dB (A) (from distance 1m)	52	52
MCS Certified	Yes HPMO2-8	Yes HPMO2-8
Max. temperature heating medium	60°C	60°C
Voltage	230V	230V
Rated current of the overcurrent circuit breaker	40A	40A
Minimum cross-section of the power cord	3 x 6mm²	3 x 6mm²
Capacity Buffer (L)		44
DHW Cylinder Capacity		180
Surface area of the heat transfer (m²)		1.7
Power of the heating coil (kW)		32
Optional control of immersion heater		Yes
Insulation material		PUR
Cylinder dimensions		1711mm x 550mm
Cylinder Heat Loss (kW/24Hr)		1.53
Auxiliary Components Included		Yes

Scan here for more information



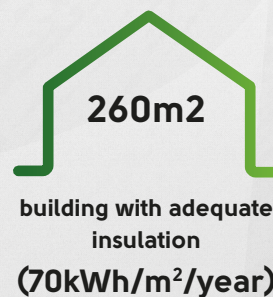
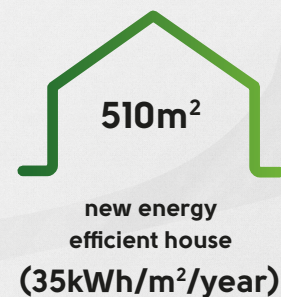
Advantages & Functions:

- Energy class: A+++ (35°C) / A++ (55°C)
- Wide operating range at -25°C to +43°C of outside air
- Quiet operation of the unit - 55 dB (A) from a distance of 1m
- Monobloc outdoor unit utilises an eco-friendly R32 refrigerant
- Indoor unit features an Electric Boost heating element with automatic power modulation 3/6kW
- High energy efficiency COP 4.75 (A7/W35)
- EVI injection system - high operating efficiency and water temperature up to 60°C
- Weather control for heating purposes
- Hourly, daily and weekly control cycle of the hot water circulation pump
- Management of 2 heating circuits (radiators + underfloor heating) and hot water circuit
- Condensate protection against freezing



Scope of Application:

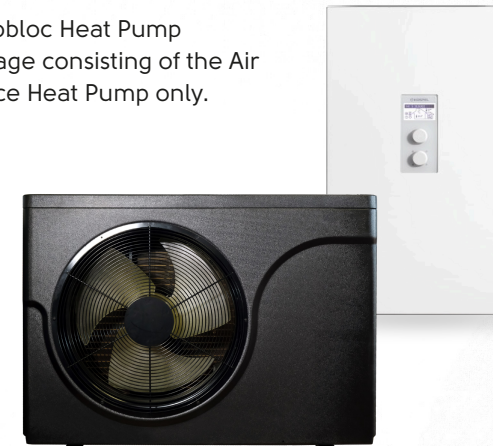
Maximum electricity demand: up to 17,918kWh/year*



*Measurements taken in a mild climate. Calculations may vary depending on the climate zone in which the building is located.

Iconic Air - 12kW

Monobloc Heat Pump package consisting of the Air Source Heat Pump only.



Heat Pump Only

Iconic Air Complete Package - 12kW


Monobloc Heat Pump package consisting of the Air Source Heat Pump, combined Hot Water Cylinder with integral 44L buffer complete with all required auxiliary components.



Complete Heat Pump Package including Cylinder and buffer complete with required components

Product Code	Iconic Air Standard	Iconic Air Complete
Energy class	A+++ (35°C) / A++ (55°C)	A+++ (35°C) / A++ (55°C)
Maximum heating power heat pump (kW)	12.5 (A+7/W35) 11.3 (A+2/W35) 9.2 (A-7/W35)	12.5 (A+7/W35) 11.3 (A+2/W35) 9.2 (A-7/W35)
Energy efficiency COP up to:	4.75 (A+7/W35) 3.94 (A+2/W35) 3.37 (A-7/W35)	4.75 (A+7/W35) 3.94 (A+2/W35) 3.37 (A-7/W35)
Sound power level dB (A)	63	63
Max sound power level dB (A) (from distance 1m)	55	55
MCS Certified	Yes HPMO2-12	Yes HPMO2-12
Max. temperature heating medium	60°C	60°C
Voltage	230V	230V
Rated current of the overcurrent circuit breaker	50A	50A
Minimum cross-section of the power cord	3 x 6mm ²	3 x 6mm ²
Capacity Buffer (L)		44
DHW Cylinder Capacity		210
Surface area of the heat transfer (m2)		1.7
Power of the heating coil (kW)		32
Optional control of immersion heater		Yes
Insulation material		PUR
Cylinder dimensions		1899mm x 550mm
Cylinder Heat Loss (kW/24Hr)		1.80
Auxiliary Components Included		Yes

Scan here for more information




Advantages & Functions:


- Energy class: A+++ (35°C) / A++ (55°C)
- Power switchable from 16 to 23 kW from the indoor unit
- Wide operating range at -25°C to +43°C of outside air
- Quiet operation of the unit - 56 dB (A) from a distance of 1m
- Monobloc outdoor unit utilises an eco-friendly R32 refrigerant
- Indoor unit features an Electric Boost heating element with automatic power modulation 3/6/9kW
- High energy efficiency COP 4.75 (A7/W35)
- EVI injection system - high operating efficiency and water temperature up to 60°C
- Weather control for heating purposes
- Hourly, daily and weekly control cycle of the hot water circulation pump
- Management of 2 heating circuits (radiators + underfloor heating) and hot water circuit
- Condensate protection against freezing

Scope of Application:

Maximum electricity demand: up to 29,787kWh/year*



850m²
new energy
efficient house
(35kWh/m²/year)



420m²
building with adequate
insulation
(70kWh/m²/year)



300m²
poorly insulated
building
(100kWh/m²/year)

*Measurements taken in a mild climate. Calculations may vary depending on the climate zone in which the building is located.

Iconic Air - 16/23kW

Monobloc Heat Pump package consisting of Air Source Heat Pump only.



Heat Pump Only

Iconic Air Complete Package - 16/23kW

Monobloc Heat Pump package consisting of the Air Source Heat Pump, combined Hot Water Cylinder with integral 44L buffer complete with all required auxiliary components.

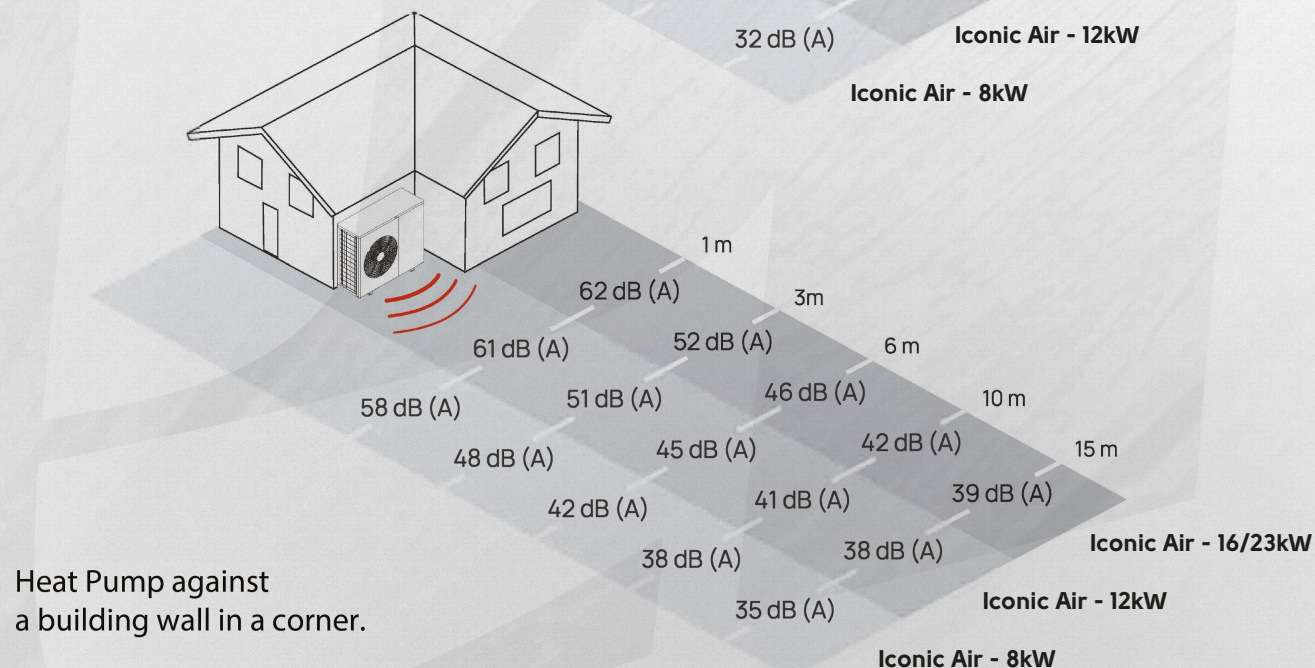
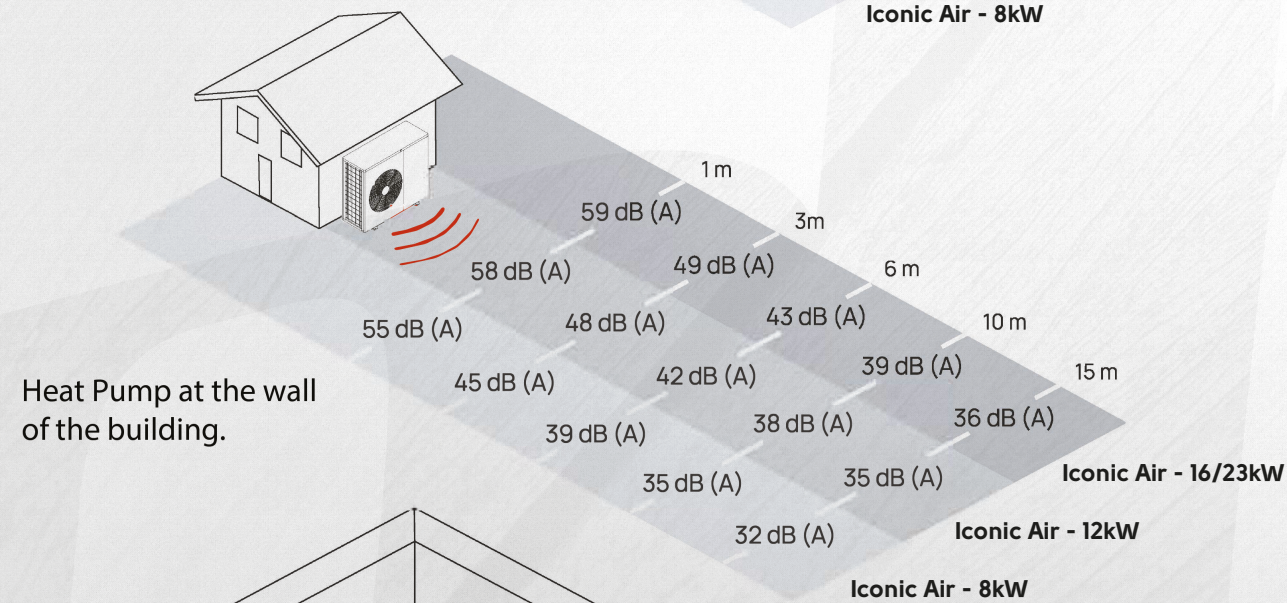
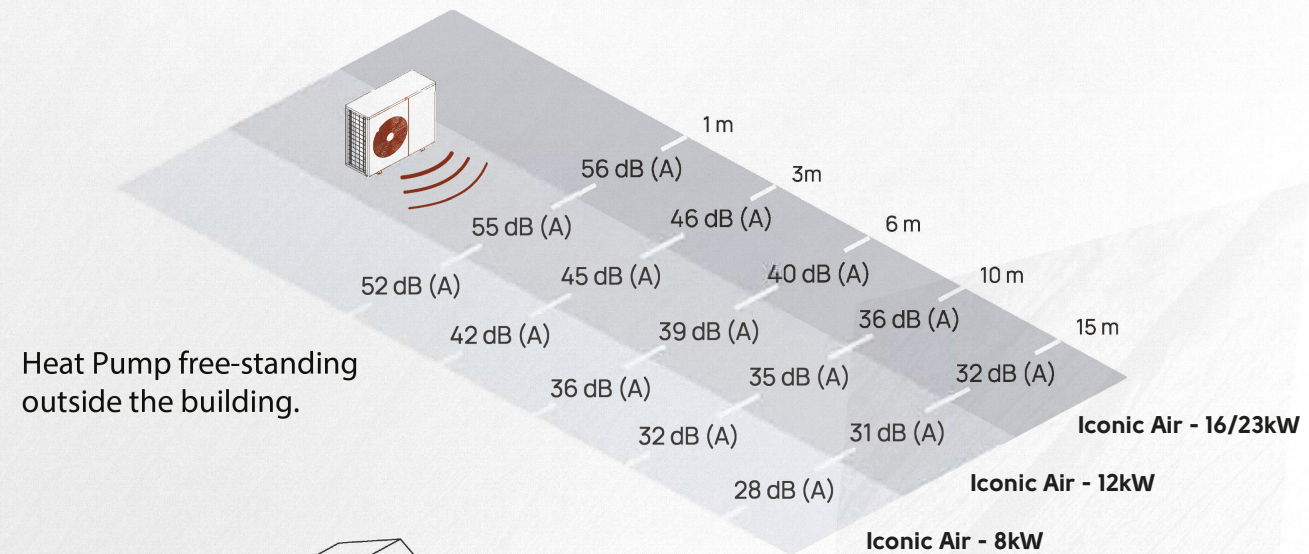


Complete Heat Pump Package including Cylinder and buffer complete with required components

Product Code	Iconic Air Standard	Iconic Air Complete
Energy class	A+++ (35°C) / A++ (55°C)	A+++ (35°C) / A++ (55°C)
Maximum heating power heat pump (kW)	12.5 (A+7/W35) 11.3 (A+2/W35) 9.2 (A-7/W35)	12.5 (A+7/W35) 11.3 (A+2/W35) 9.2 (A-7/W35)
Energy efficiency COP up to:	4.75 (A+7/W35) 3.94 (A+2/W35) 3.37 (A-7/W35)	4.75 (A+7/W35) 3.94 (A+2/W35) 3.37 (A-7/W35)
Sound power level dB (A)	63	63
Max sound power level dB (A) (from distance 1m)	55	55
MCS Certified	No	No
Max. temperature heating medium	60°C	60°C
Voltage	230V	230V
Rated current of the overcurrent circuit breaker	50A	50A
Minimum cross-section of the power cord	3 x 6mm ²	3 x 6mm ²
Capacity Buffer (L)		44
DHW Cylinder Capacity		240
Surface area of the heat transfer (m ²)		1.7
Power of the heating coil (kW)		32
Optional control of immersion heater		Yes
Insulation material		PUR
Cylinder dimensions		2103mm x 550mm
Cylinder Heat Loss (kW/24Hr)		1.91
Auxiliary Components Included		Yes

Quiet Operation

The tables below indicate the sound pressure distribution depending on the location and distance of the Pump in relation to the building.



Neptune Air Cylinders

Direct hot water cylinders for electric water heating, designed with quality and performance in mind, ranging from 120 to 300 litres capacity.



The Neptune AIR Heat Pump Cylinder is fitted with a market leading high efficiency heat exchanger (coil) with an enhanced surface area to ensure the rapid transfer of the low temperature inputs of Air Source Heat Pumps.

The Neptune AIR Cylinder range also comprises of an integral 44L Buffer Vessel located in the top portion of the Cylinder. This configuration benefits when space is at a premium and helps reduce installation times and costs.

The Neptune AIR Heat Pump Cylinder range comes complete with all the fittings you require for a complete trouble free installation. All the items provided in the unvented kit, ensure your installation meets Part G of the Building Regulations.

The Neptune Stainless Steel Cylinder provides outstanding levels of comfort and hot water performance. The Neptune Stainless Steel Cylinder is perfect for situations where a large amount of hot water is required for fast filling baths and powerful showers.

- Cold Water inlet set
- Two port zone valve
- High limit stat
- Tundish
- 3kW Immersion Heater (DHW)
- 3kW Immersion Heater (Buffer)
- T&P Relief Valve
- Expansion vessel and bracket

Complete Package

Experience the ultimate convenience in heating with our Heat Pump package – the perfect all-in-one solution for your home!

No more hassle of sourcing and installing individual components – this package includes everything you need, including an Air Source Heat Pump, combined Hot Water Cylinder with integral 44L buffer, and all necessary auxiliary components for a trouble-free installation.

Experience the convenience and benefits of the EHC Air Source Heat Pump Complete Package today – the perfect investment for your home!

The Air Source Heat Pump is available as a comprehensive package for ease of installation by ensuring all key components are supplied.

Providing the installer with a one stop shop solution.

The packages consists of the following items:

- Iconic Air Indoor & Outdoor Units
- Neptune Air Cylinder & Combined Buffer Tank
- Insulated Flexi Hoses
- Anti-Freeze Bleed Valves
- ADEY Magnaclean HP Filter
- ADEY Chemical Pack (Inhibitor, Cleaner & Biocide)
- Grundfos UPM3 Circulating Pump
- Filter Ball Valve
- 28mm Full Bore Lever Valves



Introducing our Iconic Air Mobile App

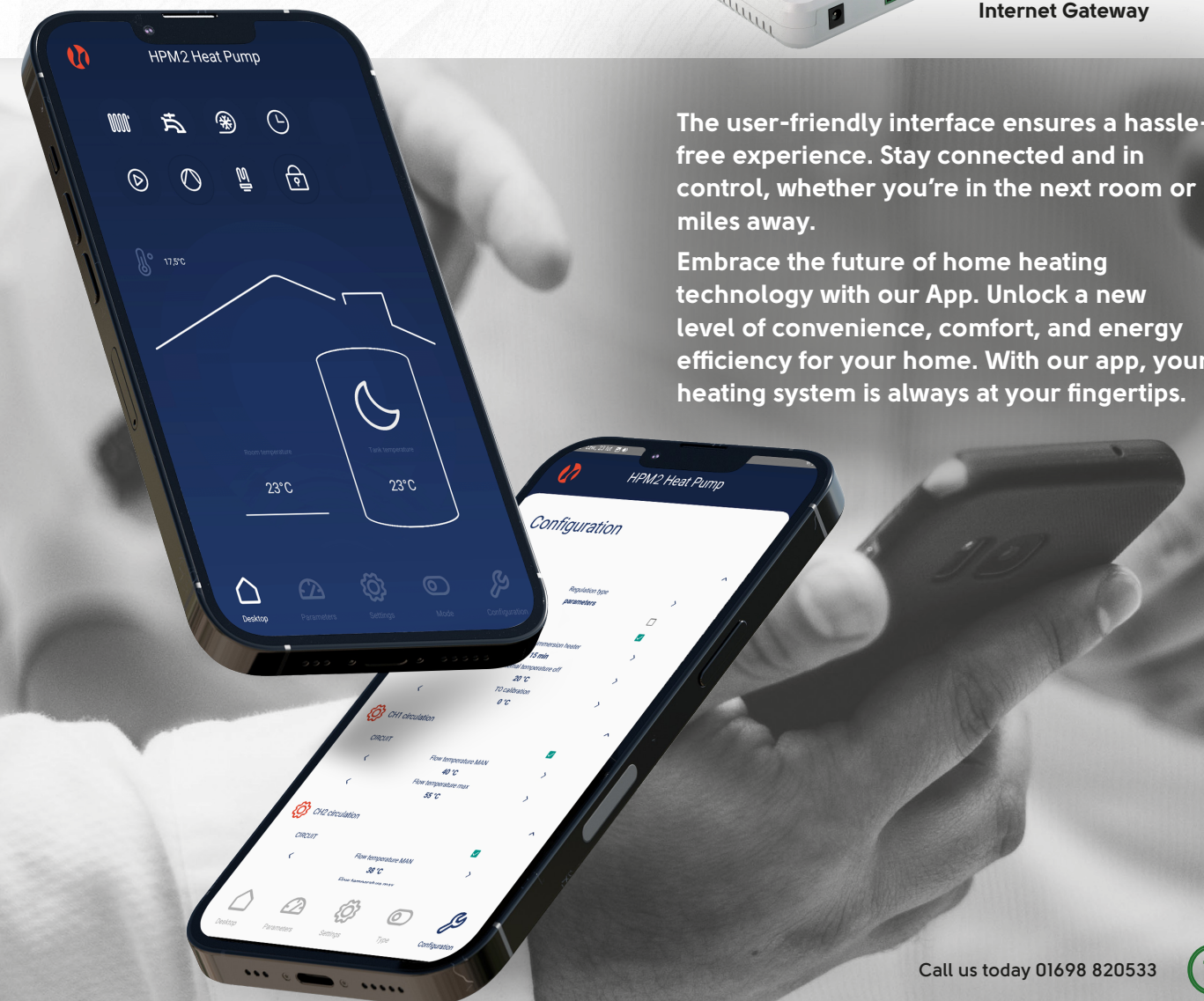
Take Control of Your Air Source Heat Pump... Anywhere, Anytime!

Our innovative mobile application revolutionises the way you interact with your heating system. With a simple tap on your smartphone, you gain full remote control and access to preview and adjust the operation of your heat pump which comes equipped with our Premium Internet modules.

Experience the convenience of remote heating & water temperature control, allowing you to customise the perfect comfort level for your home, even when you're away. Say goodbye to constant adjustments by utilising the app's memory feature, which lets you switch effortlessly between your most frequently used temperatures with just a few taps.

Take charge of your heating schedule with the app's remote-control capabilities. Set personalised temperature settings for different times of the day, create a weekly schedule tailored to your lifestyle, and enjoy the comfort of returning to a perfectly heated home. Our app puts the power in your hands, allowing you to configure your heating system's operation with ease.

The app also provide heating engineers with remote diagnostics capabilities and the ability to modify key operation settings, ensuring minimal disruption and facilitating quick remote troubleshooting.



The user-friendly interface ensures a hassle-free experience. Stay connected and in control, whether you're in the next room or miles away.

Embrace the future of home heating technology with our App. Unlock a new level of convenience, comfort, and energy efficiency for your home. With our app, your heating system is always at your fingertips.

Electric Radiators & Heaters



- High Quality
- Virtually Silent
- 100% Energy Efficient
- Achieve Net Zero
- Great Performance
- Sleek Stylish Design

The easy to install pipeless electrical heating system from the award winning UK heating specialist.

EHC Electric Heaters and Energy-efficient electric radiators provide complete peace of mind for reliability, performance and safety that are available in various styles and outputs.

They offer the perfect solution for replacing outdated storage heaters and for properties with no access to a mains gas supply or homes that require additional heating solutions. The perfect retrofit.

The entire range are 100% energy-efficient products and Lot20 Compliant. They are normally installed by qualified electricians or simply plugged in using the 13A UK Plug supplied with the Product.

DSR Smart Control APP

If you purchase the optional EHC Smart Gateway you can take advantage of the in-built Wi-Fi ready capability and Control your heaters wirelessly via our free APP Anywhere, Anytime 24/7.

You are able to program your heaters individually or in groups up to a maximum of 30 Heaters. The DSR Control APP has many features designed to enhance your comfort levels and provide essential information regarding your heating system. There is also an optional Power Meter Clamp available for Load Shedding Control.



Electric Boilers & Cylinders

EHC can provide an Electric Heating solution for almost any situation from small domestic properties to large commercial buildings and even boats.

Domestic single phase boilers are available from 4kW to 14.4kW and commercial 3 phase boilers are available in 12kW, 14.4kW, 23kW, and 39kW outputs.

If the project requires a larger output, all our boilers are designed to work in conjunction with each other on a low loss header setup. If you are unsure of the boiler you require, we can provide a bespoke service to ensure the solution we provide is the most appropriate.

As long as you have the power then we have a solution to supply the heat.

- Installation is quicker than a gas system
- The wiring of an Electric Boiler is the same as an Electric Shower
- Electric Boilers can be used for Open Vented Systems
- Can be used as back-up for Heat Pumps
- Standard radiators and valves can be used with Electric Boilers
- EHC Electric Boilers have a soft start to avoid power surges
- Electric Boilers are almost silent when operating
- Electric Boilers emit no noxious fumes or gases
- Can be used with underfloor heating systems
- EHC only use and recommend High Efficiency ErP Smart Pumps





The Electric Heating Company delivers premier
heating products across the UK



Tel: 01698 820533

Email: info@electric-heatingcompany.co.uk

www.electric-heatingcompany.co.uk

Unit 40, Block 5, Third Road, Blantyre Industrial Estate,
Blantyre, Glasgow G72 0UP



WRAS

WATER REGULATIONS ADVISORY SCHEME

Disclaimer - All figures quoted and images used are correct at the time of printing and maybe subject to change