



the electric heating company

No.1 Choice **Eco-Friendly** **Electric Boiler Collection**

The ultimate solutions for all types of residential and commercial
central heating and instantaneous hot water



Contact us for a quote or more information
www.electric-heatingcompany.co.uk



01698 820533

Leaders in the electric heating and hot water industry



Innovative heating and hot water specialists, The Electric Heating Company, have developed their product portfolio to accommodate almost any Central Heating and Hot Water requirement.

From the comprehensive Comet Electric System Boiler to the space saving SlimJim Electric Flow Boiler our product knowledge and Technical assistance is unrivalled in the Heating and Hot Water industry. Our products have been designed with both the installer and homeowner in mind and as such all the controls used with our products are contemporary and user friendly.

We can supply a choice of Boiler Packs and our Electric Combination Boiler for a complete Heating & Hot Water installation. The Electric Boiler, Cylinder and Controls are all included within our exclusive packages. EHC are renowned for always putting the customer first and have won National Customer Service Awards in recognition of our efforts.



When Installing an Electric Boiler

- Electric Boilers are 100% efficient therefore there is no requirement to oversize the appliance
- If an efficient Direct Cylinder is present within the property install the Boiler for Heating only
- Heat Loss calculations should be made in accordance with the latest regulations
- Most 1, 2 & 3 bedroom properties are generally suitable for an Electric Boiler
- Properties with a high hot water demand are better suited to an Indirect Cylinder with an 'S' Plan configuration
- When installing an Electric Boiler always ensure that the incoming electrical supply is sufficient for the Boiler Output
- To accommodate "Off-Peak" electricity tariffs it is recommended that a Programmer with a facility for 3 On/Off periods is installed
- Electric Boilers are suitable for both Volt Free, Hard Wired and Wireless Thermostats and Controls
- If the property has an electric shower it is advisable that a Shower Flow Sensor or Relay Interrupt is installed to prevent the Electric Boiler and Electric Shower operating at the same time
- Electric Boilers have no flue requirements
- EHC offer 3-Phase Electric Boilers that are suitable for light commercial purposes such as; offices, factory units, pubs, etc.

From initial enquiry to completed order we believe in focusing our attention on Customer Care.

The personnel at The Electric Heating Company are approachable, very experienced and committed to ensuring you have the best available options when choosing your products.

Our Products are specified on many Contracts throughout the UK and our customer base includes Social Landlords, Private Landlords, Developers, Homeowners and the general Heating Trade. In addition to our product catalogues our websites contain Installation & Technical Manuals, Energy Information and a host of relevant details relating to our products. You can also view our informative product videos from the website.

EHC offer an Accredited Heating Contractors scheme that operates throughout the UK. For more information call us on 01698 820533 for advice, brochures, technical information or alternatively visit our website at www.electric-heatingcompany.co.uk

FAQ's when installing an Electric Boiler	3
Mercury Combi Boiler	4-5
Comet Combination Unit	6-7
Comet Electric Boiler & Schematics	8-9
Comet Electric Boiler Direct Cylinder Packages	10
Comet Electric Boiler Indirect Cylinder Packages	11
Comet Electric Boiler Pre-Plumbed Indirect Cylinder Packages	12
Cylinders	13
Comet 3 Phase Electric Boiler	14-15
48kW 3 Phase Electric Boiler	16-17
SlimJim Electric Boiler & Schematics	18
SlimJim Electric Boiler Direct Cylinder Packages	19
SlimJim Electric Boiler Indirect Cylinder Packages	20
SlimJim Electric Boiler Pre-Plumbed Indirect Cylinder Packages	21
SlimJim Boiler Schematics	22
Accessories & Controls	23

The Electric Boiler Specialists

- ✓ Installation is quicker than a gas system
- ✓ The wiring of an Electric Boiler is the same as an Electric Shower
- ✓ Electric Boilers can be used for Open Vented Systems
- ✓ Can be used as back-up for Heat Pumps
- ✓ Standard radiators and valves can be used with Electric Boilers
- ✓ EHC Electric Boilers have a soft start to avoid power surges
- ✓ Electric Boilers are almost silent when operating
- ✓ Electric Boilers emit no noxious fumes or gases
- ✓ Can be used with underfloor heating systems
- ✓ EHC only use and recommend High Efficiency ErP Smart Pumps



Mercury Combi Boiler

The Mercury Combi is the Premium Electric Boiler Solution for Heating & Hot Water with the added benefit of Weather Compensation & Advanced Service Diagnostics

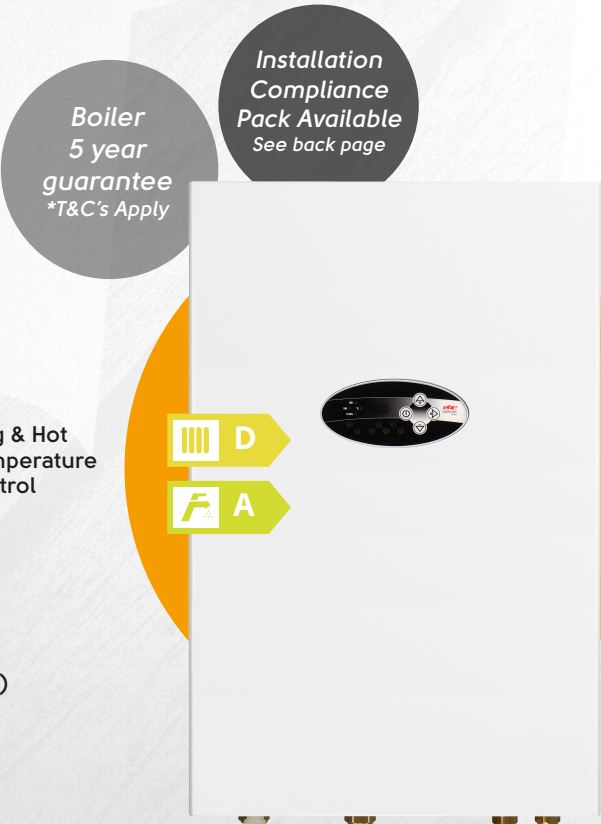
Mercury Electric Combi Boilers are suitable for small properties that have a Shower and Hot Water outlets for sinks.

It is not recommended that they are used for properties with Baths as generally the flow rate is insufficient to fill a Bath in a suitable timescale.


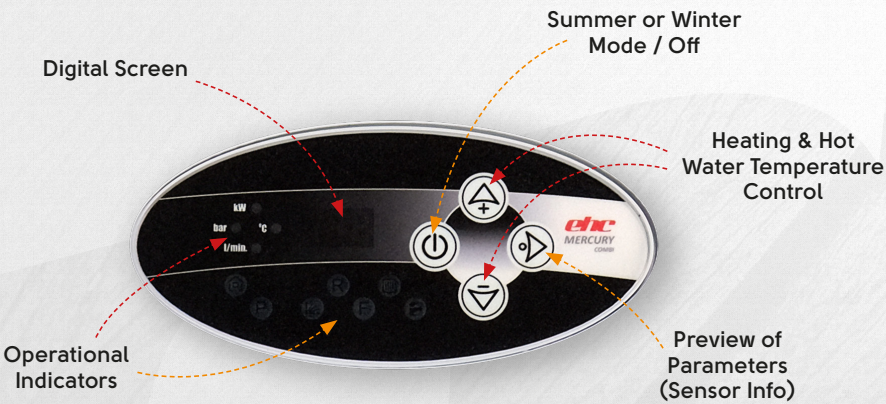
In the event that there is a Bath in the property the Mercury can be used to Heat the Radiators and a Hot Water Cylinder via an 'S' Plan configuration for Domestic Hot Water purposes.

If 3Phase Electricity is available our 19kW & 26kW Mercury Boilers would have sufficient flow rates to fill a Bath in a suitable timescale.

If you are unsure of the Model and Output you require please feel free to contact our Sales Team on **01698 820533** or visit www.electric-heatingcompany.co.uk



Mercury Boiler Control Panel



The Mercury boiler brings a new era to the Electric Combi Boiler market with the introduction of External Weather Compensation & Bare-Wire Heating Element technology for Domestic Hot Water.

Bare-Wire elements are more robust in tackling the formation of lime scale due to operating at higher temperatures with a lower surface area.

The Mercury also features advanced service diagnostics via the main interface.

*Our 5 Year Warranty is offered on Boilers which are registered within 60 Days of purchase, For full Warranty T&C's please visit our website.

The All in One Electric Boiler Solution

Electricity consumption of the Mercury Boiler is 100% efficient, boasting automatic power modulation.

With no flue requirements, the Boiler rapidly provides Heating and Domestic Hot Water.

- Bare wire system - no limescale on the immersion heaters
- Instant Hot Water for Washing & Showering
- Eco friendly with Weather Compensation
- NTC Temperature control system
- Large digital screen
- Quiet operation
- Compatible with all Volt Free Programmers & WiFi Thermostats

Technical Specification

Capacity					
Supply Type		1Ph	1Ph	3Ph	3Ph
Heating power	kW	12	14.4	19	26
Capacity	BTU	40968	49161	61418	85303
Maximum Working Pressure (Heating)	Bar	3	3	3	3
Maximum Working Pressure (DWH)	Bar	6	6	6	6
Heating Circuit Temperature Range	°C	20-85	20-85	20-85	20-85
Hot Water Temperature Range	°C	30-60	30-60	30-60	30-60
Hot Water Output (ΔT= 30°C)	L/min	5.8	6.9	9	12
Dimensions					
Height	mm	690	690	690	690
Width	mm	451	451	451	451
Depth	mm	258	258	258	258
Net Weight	Kg	19	19	19	19
ERP Rating (Heating)		D	D	D	D
ERP Rating (Hot Water)		A	A	A	A
Electrical					
Minimum Cable Size	mm²	16	16	5x6	5x6
Circuit Protective Device	Amps	63	80	32	40
Voltage/Frequency	V~Hz	240/50	240/50	415/50	415/50
Load Current	Amps	50	60	26	35
Hydraulic					
Heating Circuit Pipe Connections	mm	22	22	22	22
DHW Pipe Connections	mm	15	15	15	15

All In One Solution

- ✓ Automatic Power Modulation
- ✓ Compact Design
- ✓ 100% efficient
- ✓ Supply of DHW at constant set temperature
- ✓ Rapid Heat Up Times
- ✓ 3 Bar Safety Protection
- ✓ Underfloor Heating Mode
- ✓ Safe operation with automatic air vent
- ✓ Low System pressure warning
- ✓ Smart ErP circulation pump
- ✓ Comprehensive Diagnostics
- ✓ Enhance HW flow due to bare wire technology
- ✓ Fully Modulating Control System
- ✓ Compatible with all Volt Free external controls
- ✓ Limit thermostat protection
- ✓ Automatic pump run to prevent seizure
- ✓ Large Display
- ✓ Low running noise
- ✓ Single and 3phase boilers available
- ✓ Can be installed on internal walls as there is no flue required

Comet Combination Unit

The Comet Electric Boiler Combination Unit offers the comfort and convenience of wet central heating and domestic hot water for domestic properties with no access to mains gas.

It is a fully controllable 24/7 packaged unit housed in an elegant enclosure and is available in 9kW, 12kW or 14.4kW Outputs with an internal 140 Litre Duplex Stainless Steel Hot Water Cylinder. The Boilers internal plumbing is configured to an ‘S’ Plan design that also has an in-built magnetic filter for added protection and includes pre-plumbed Expansion Vessels for both the Heating and Domestic Hot Water circuits.

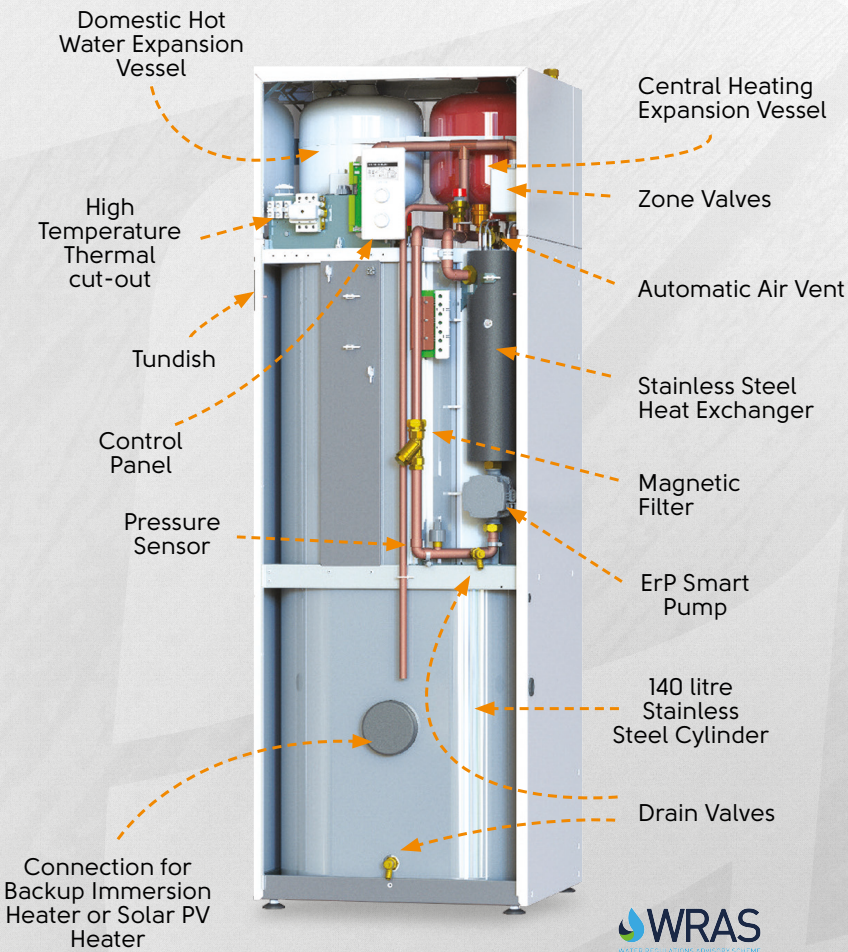
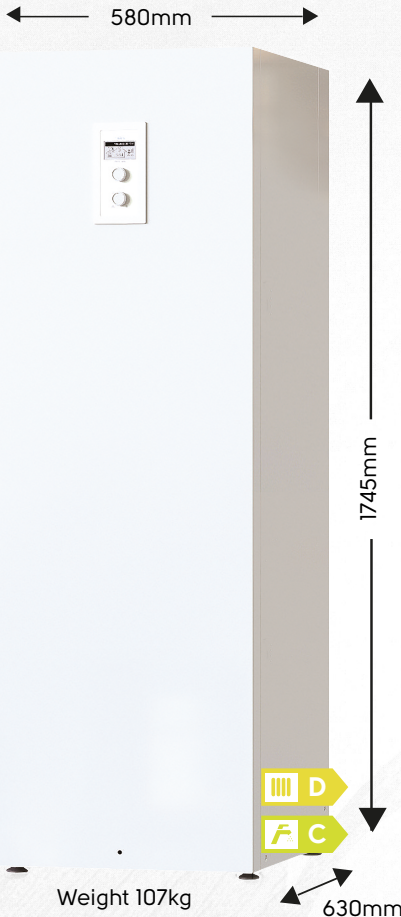
Supplied with an external Tundish and Domestic Hot Water Control Valve and a fully programmable Controller and Wireless Room Thermostat to provide full control of both the Central Heating and Domestic Hot Water.

Latest Features Include

- ✓ Inbuilt Programmer
- ✓ ErP Hot Water Control
- ✓ ErP Smart Pump
- ✓ Weather Compensation
- ✓ Tank Cleansing Feature (Anti Legionella)
- ✓ Optional Solar DHW PV Connection
- ✓ Wireless Thermostat

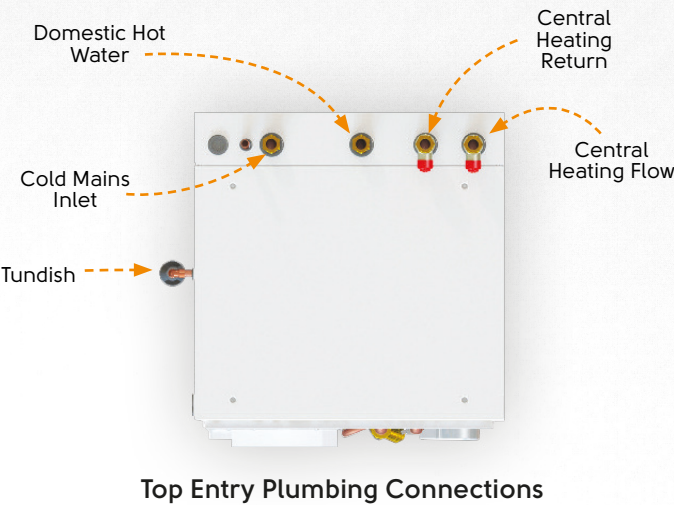
Boiler
5 year guarantee
*T&C's Apply

Stainless Steel
Cylinder 10 year
guarantee



The Boilers inbuilt controller “Navigation Button” gives you easy access to the boilers settings by simply scrolling through the menu. There are various pre-set times that can be easily adjusted to suit your heating & domestic hot water requirements. For ease of installation a Wireless Room Thermostat is supplied which can be located anywhere within the property.

The unit has In-built Weather Compensation which will automatically modulate and reduce the Boilers input temperature in relation to the external temperature which reduces Boiler cycling and could save up to 15% energy usage. A further energy saving measure would be to add our optional Titanium PV Immersion heater to the Cylinder which when connected to a Solar PV diverter will automatically start heating the cylinder within the unit.




Stainless Steel Cylinder & System Features

- ✓ 140 Litre Duplex Stainless Steel Cylinder
- ✓ ErP Smart Hot Water Control System
- ✓ T&P Relief Valve
- ✓ DHW & HTG Zone Valves
- ✓ Drain Point
- ✓ Optional Immersion Heater or Solar PV Heater
- ✓ Inbuilt Programmer
- ✓ Tank Cleansing feature

Comet Combination Unit Features

- ✓ Available in 9kW, 12kW & 14.4kW outputs
- ✓ Full Power Modulation
- ✓ Stainless Steel Heat Exchanger with Automatic Air Vent
- ✓ High Temperature Thermal Cut-Out
- ✓ Digital Pressure Gauge
- ✓ In Built Weather Compensation
- ✓ Integral Programmer with system diagnostics
- ✓ Wireless Thermostat Included
- ✓ ErP Smart Pump
- ✓ 100% Efficient
- ✓ ADEY Magnaclean Professional3 Sense Filter
- ✓ ADEY Chemical pack (Includes ADEY MCI+ Inhibitor and ADEY MC3 System Cleaner)



Comet Combination Unit Technical Information

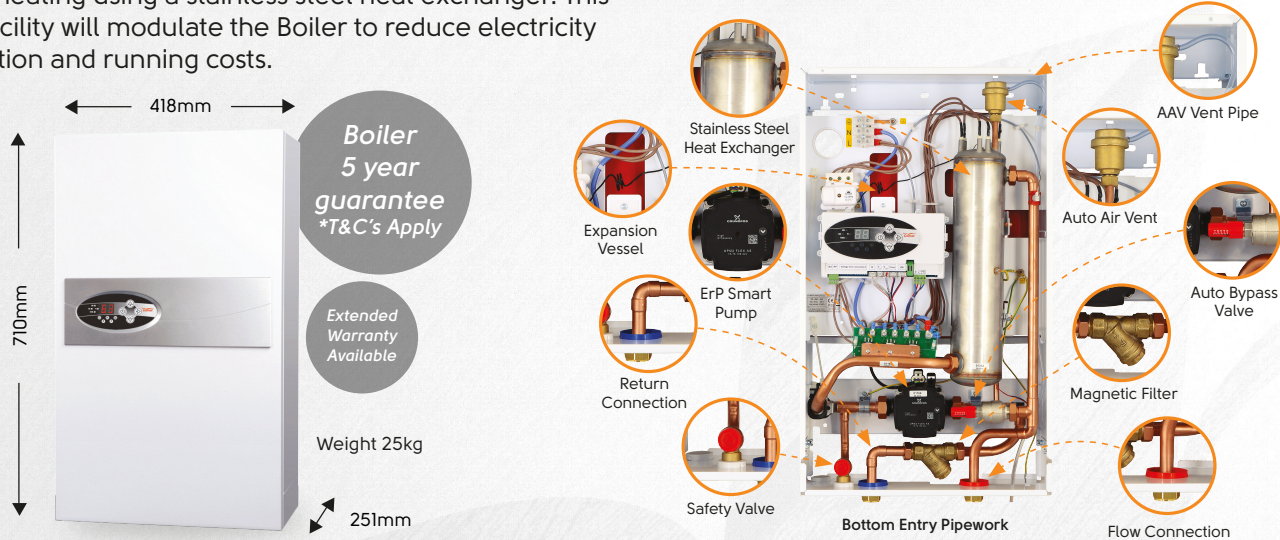
		9kW	12kW	14.4kW
Electrical supply		240V - 50Hz		
Load current	Amp	38	50	60
Minimum permitted Cable diameter	mm²	10	16	16
Circuit protection	Amp	50	63	80
Primary system pressure relief valve setting	Bar	3.0		
Primary system operating pressure (min)	Bar	1.0		
Thermal cut-out	°C	100		
Expansion vessel	Capacity 12L - pre-charged 1.5 Bar			
Outlet flow temperature	°C	30 to 85		
Primary circulating pump	Grundfos UPM3 or Wilo-Para 15/7 iPWM			
Safety valve	Bar	Opening pressure: 3 Bar		
Hydraulic connections	22mm			
17° to 55° Hot Water Recovery Time		44mins	36mins	29mins
17° to 65° Hot Water Recovery Time		72mins	56mins	45mins
Heating output	BTU	30709	40945	49134
Space heating ERP	D			
CYLINDER DETAILS				
Maximum water supply pressure	Bar	10		
Cylinder operating pressure (secondary)	Bar	3		
Cylinder operating pressure (primary max)	Bar	2.5		
Cylinder operating pressure (secondary max)	Bar	5.5		
Expansion relief valve setting (secondary)	Bar	6		
Thermostat	°C	30 to 70		
Tank capacity	ltr	140		
Temperature-pressure valve	95°C/6Bar TP 152 - 1/2			
Expansion vessel	12ltr	3 Bar (charge pressure)		
Hydraulic connections	Copper pipe ø 22 x 1			
Optional immersion heater	3000w	240volt		
Net Weight	kg	106.8		
Gross Weight	kg	246		
Dimensions	mm	1745(h) x 580(w) x 630(d)		
Cylinder ERP	C			

OPTIONAL EXTRAS EHC Shower Flow Sensor Back-up Immersion Heater Solar PV Immersion Heater

Fusion Comet Electric Boiler

Comet Electric System Boilers are designed to eliminate unnecessary external plumbing and pipe work. They are the ideal choice for wet central heating and underfloor heating systems. It has been engineered to include the pump, auto-air vent, expansion vessel, auto-bypass and expansion vessel within the compact casing. For added safety the Boiler also incorporates a High Temperature Thermal cut-out for added protection.

Our single phase Boiler outputs are 6kW, 9kW, 12kW with the 14.4kW available for properties that require larger outputs. To ensure maximum efficiency, all Comet Boilers incorporate six stage heating using a stainless steel heat exchanger. This unique facility will modulate the Boiler to reduce electricity consumption and running costs.



Boiler Features

- Outputs from 6kW to 14.4kW
- Integral sealed system kit
- Virtually silent in operation
- Suitable for central heating only or central heating & hot water
- Can be used for underfloor heating
- 100% efficient
- Stainless Steel Heat Exchanger
- 5 Year Guarantee*
- Removable bottom tray

Electronic Features

- Volt-free Control Connections
- 6 Stage Heating
- Integral System Diagnostics
- Easy-Fit Connectors & Sensors
- In-Built Fault Finding Diagnostics
- High Temperature Thermal Cut-Out
- Vortex Flow Temperature Sensor
- Digital Pressure Gauge

Accessories

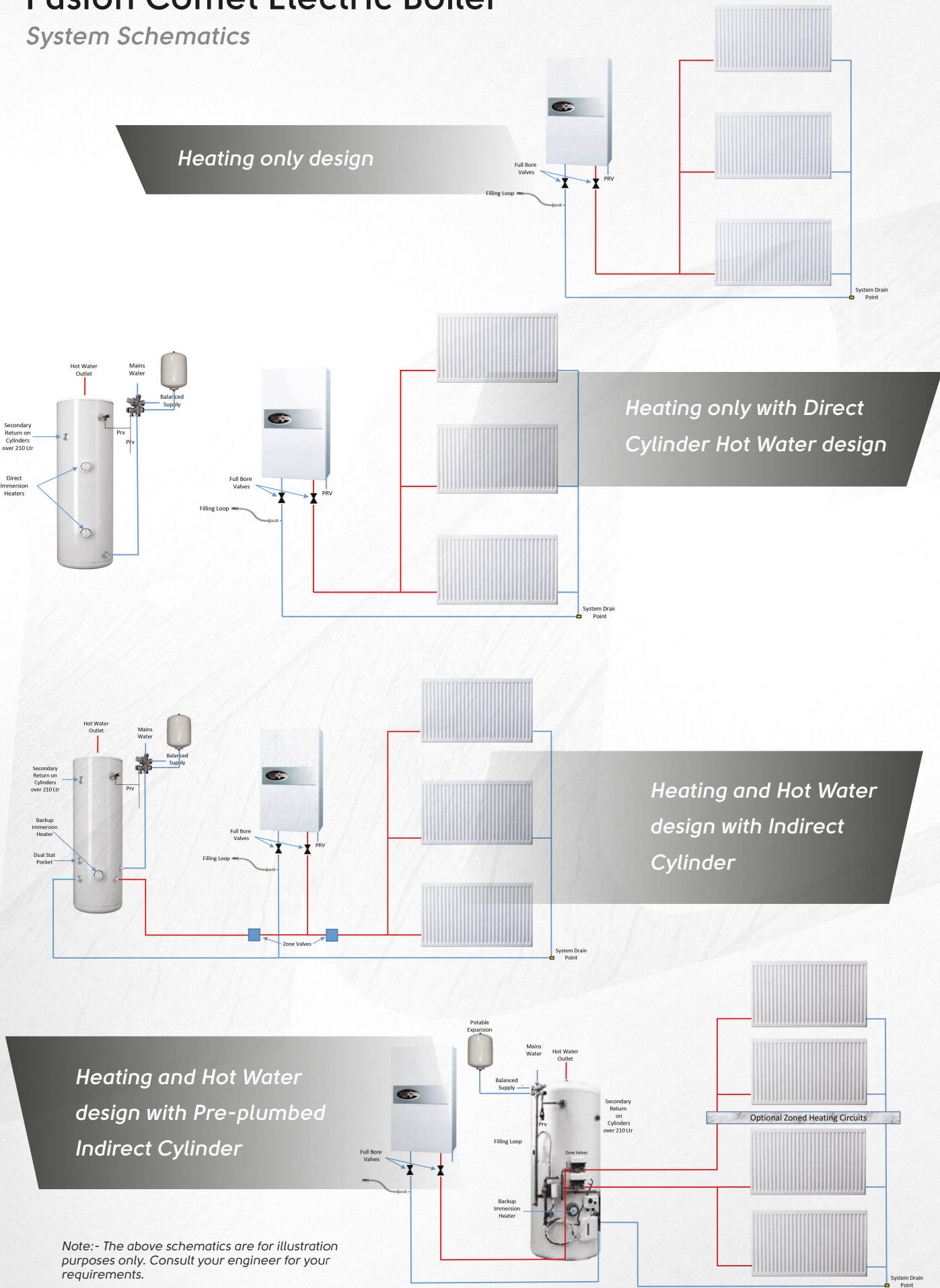
Code	Description
EC10001	Single Channel Programmer
EC10002	Twin Channel Programmer
EC10012	Room Thermostat
EC10011	'S' Plan Twin Channel Heat Pack
E10SS/7	Supreme Saver Hot Water Programmer
ESFS15/C	Shower Flow Sensor

Boiler Range	kW	6kW	9kW	12kW	14.4kW
Pipe entry from Boilers		Bottom Entry			
Flow & Return Pipes	mm	22			
Min/Max Water Pressure	Bar	0.5/3.0			
Expansion Vessel	Ltrs	6.0			
Dry Weight	Kgs	25			
Electricity Supply	VAC	240V 1ph 50Hz			
Load/Current	Amp	25	38	50	60
Heating output	Btu	20472	30709	40945	49134
Min/Max Temp Settings	°C	20/85			
Overheat Protection	°C	100			
Pump included		Yes			
Recommended Pump Settings		Factory Set to Max (adjustable)			
Recommended Diameter of Mains Cable	mm	6	10	16	16
Protection	Amp	32	50	63	80
ErP Rating		D	D	D	D

*Our 5 Year Warranty is offered on Boilers which are registered within 60 Days of purchase, For full Warranty T&C's please visit our website.

Fusion Comet Electric Boiler

System Schematics



Note:- The above schematics are for illustration purposes only. Consult your engineer for your requirements.



Fusion Comet Electric Boiler

Direct Cylinder Packages

The Fusion Comet Electric Boiler is a sleek modern fully controllable system Boiler

- High Quality
- 100% Energy Efficient
- Great Performance
- Virtually Silent
- Best Price

- Outputs from 9kW to 14.4kW
- Integral sealed system kit
- Virtually silent in operation
- Boiler provides central heating only and domestic hot water is provided by the direct unvented cylinder
- Can be used for underfloor heating
- 100% efficient
- Stainless Steel Heat Exchanger
- Parts & Labour Guarantee
- No flue required
- No fumes and no risk of explosion



Our one stop shop service enables us to provide Comet Electric Boiler and Cylinder packages with associated controls. This service ensures that all your heating and hot water appliances carry the EHC Brand and simplifies your future warranty support

Code	Description	Number of Bedrooms
EHCCOM9/150	COMET 9KW/150L ELECTRIC BOILER c/w DIRECT CYLINDER	1 or 2
EHCCOM9/180	COMET 9KW/180L ELECTRIC BOILER c/w DIRECT CYLINDER	2
EHCCOM12/150	COMET 12KW/150L ELECTRIC BOILER c/w DIRECT CYLINDER	3
EHCCOM12/180	COMET 12KW/180L ELECTRIC BOILER c/w DIRECT CYLINDER	3
EHCCOM12/210	COMET 12KW/210L ELECTRIC BOILER c/w DIRECT CYLINDER	3 or 4
EHCCOM15/150	COMET 14.4KW/150L ELECTRIC BOILER c/w DIRECT CYLINDER	3
EHCCOM15/180	COMET 14.4KW/180L ELECTRIC BOILER c/w DIRECT CYLINDER	3
EHCCOM15/210	COMET 14.4KW/210L ELECTRIC BOILER c/w DIRECT CYLINDER	3 or 4

What's Included

- Choice of Comet Boiler5 Year Warranty
- Choice of Direct Unvented Stainless Steel Cylinder25 Year Warranty
- Single Channel Programmer2 Year Warranty
- Room Thermostat2 Year Warranty
- Supreme Saver Hot Water Programmer2 Year Warranty

Optional Extra: ADEY Magnaclean and Chemical Pack



Fusion Comet Electric Boiler

Indirect Cylinder Packages

Like all EHC Boilers, the Fusion Comet Electric Boiler has been designed to eliminate unnecessary external plumbing, pipe work and ease of installation

- High Quality
- 100% Energy Efficient
- Great Performance
- Virtually Silent
- Best Price

- Outputs from 9kW to 14.4kW
- Integral sealed system kit
- Virtually silent in operation
- Can provide central heating & hot water with our Twin Channel Heat Pack
- Can be used for underfloor heating
- 100% efficient
- Stainless Steel Heat Exchanger
- Parts & Labour Guarantee
- No flue required
- No fumes and no risk of explosion



Code	Description	Number of Bedrooms
EHCCOM9/150IND	COMET 9KW/150L ELECTRIC BOILER c/w INDIRECT CYLINDER	1 or 2
EHCCOM9/180IND	COMET 9KW/180L ELECTRIC BOILER c/w INDIRECT CYLINDER	2
EHCCOM12/150IND	COMET 12KW/150L ELECTRIC BOILER c/w INDIRECT CYLINDER	3
EHCCOM12/180IND	COMET 12KW/180L ELECTRIC BOILER c/w INDIRECT CYLINDER	3
EHCCOM12/210IND	COMET 12KW/210L ELECTRIC BOILER c/w INDIRECT CYLINDER	3
EHCCOM15/150IND	COMET 14.4KW/150L ELECTRIC BOILER c/w INDIRECT CYLINDER	3 or 4
EHCCOM15/180IND	COMET 14.4KW/180L ELECTRIC BOILER c/w INDIRECT CYLINDER	3 or 4
EHCCOM15/210IND	COMET 14.4KW/210L ELECTRIC BOILER c/w INDIRECT CYLINDER	3 or 4

What's Included

- Choice of Comet Boiler5 Year Warranty
- Choice of Indirect Unvented Stainless Steel Cylinder25 Year Warranty
- Twin Channel Programmer2 Year Warranty
- Room Thermostat2 Year Warranty
- 2 Port Zone Valve (x2)2 Year Warranty
- Wiring Centre2 Year Warranty
- Dual Cylinder Thermostat2 Year Warranty

Optional Extra: ADEY Magnaclean and Chemical Pack



Time Saver
Install



High
Quality



Energy
Efficient



Great
Performance



Virtually
Silent



Best
Price

Fusion Comet Electric Boiler

Pre-Plumbed / Pre-Wired Indirect
Cylinder Packages

With the sleek design and integral pipework
the Boiler can be discreetly located in
either a cupboard or wall mounted e.g. in
the kitchen area

- ✓ Outputs from 9kW to 14.4kW
- ✓ Integral sealed system kit
- ✓ Virtually silent in operation
- ✓ Provides central heating & hot water via the 'S' plan configuration
- ✓ Can be used for underfloor heating
- ✓ 100% efficient
- ✓ Stainless Steel Heat Exchanger
- ✓ Parts & Labour Guarantee
- ✓ No flue required
- ✓ No fumes and no risk of explosion



Code	Description	Number of Bedrooms
EHCCOM9/150PPC	COMET 9KW/150L ELECTRIC BOILER c/w INDIRECT PRE-PLUMB CYLINDER	1 or 2
EHCCOM9/180PPC	COMET 9KW/180L ELECTRIC BOILER c/w INDIRECT PRE-PLUMB CYLINDER	2
EHCCOM12/150PPC	COMET 12KW/150L ELECTRIC BOILER c/w INDIRECT PRE-PLUMB CYLINDER	3
EHCCOM12/180PPC	COMET 12KW/180L ELECTRIC BOILER c/w INDIRECT PRE-PLUMB CYLINDER	3
EHCCOM12/210PPC	COMET 12KW/210L ELECTRIC BOILER c/w INDIRECT PRE-PLUMB CYLINDER	3
EHCCOM15/150PPC	COMET 14.4KW/150L ELECTRIC BOILER c/w INDIRECT PRE-PLUMB CYLINDER	3 or 4
EHCCOM15/180PPC	COMET 14.4KW/180L ELECTRIC BOILER c/w INDIRECT PRE-PLUMB CYLINDER	3 or 4
EHCCOM15/210PPC	COMET 14.4KW/210L ELECTRIC BOILER c/w INDIRECT PRE-PLUMB CYLINDER	3 or 4

What's Included

- ✓ Choice of Comet Boiler 5 Year Warranty
- ✓ Choice of Indirect Unvented Stainless Steel Cylinder 25 Year Warranty
- ✓ Twin Channel Programmer 2 Year Warranty
- ✓ Room Thermostat 2 Year Warranty
- ✓ 2 Port Zone Valve (x2) 2 Year Warranty
- ✓ Dual Cylinder Thermostat 2 Year Warranty
- ✓ Wiring Centre 2 Year Warranty
- ✓ Auto Bypass & Filling Loop 2 Year Warranty

Optional Extra: ADEY Magnaclean and Chemical Pack

Stainless Steel Cylinders

Direct Unvented

25 Year Warranty

The following fittings are supplied with our Direct Cylinders:

- ✓ Inlet Control Set
- ✓ Temperature & Pressure Relief Valve
- ✓ 15mm / 22mm Tundish
- ✓ Expansion Vessel c/w Wall Mounting Bracket
- ✓ 2 x 3kW Immersion Heaters
- ✓ Installation & Maintenance Instructions
- ✓ Benchmark Logbook

Model No.	CAPACITY (Litres)	HEIGHT (mm)	DIAMETER (mm)	WEIGHT (Kg-EMPTY)	WEIGHT (Kg-FULL)	RATING
NDIR125L	120	933	550	25	149	B
NDIR150L	150	1120	550	30	185	C
NDIR180L	180	1308	550	33	218	C
NDIR210L	210	1496	550	37	253	C
NDIR250L	250	1746	550	40	296	C



Stainless Steel Cylinders

Indirect Unvented

25 Year Warranty

The following fittings are supplied with our Indirect Cylinders:

- ✓ Inlet Control Set
- ✓ Temperature & Pressure Relief Valve
- ✓ 15mm / 22mm Tundish
- ✓ Expansion Vessel c/w Wall Mounting Bracket
- ✓ 1 x 3kW Immersion Heater - On Cylinders 210L & Smaller
- ✓ 2 x 3kW Immersion Heaters - On Cylinders 250L & Greater
- ✓ Two Port Zone Valve
- ✓ Dual Thermostat
- ✓ Installation & Maintenance Instructions
- ✓ Benchmark Logbook

Model No.	CAPACITY (Litres)	HEIGHT (mm)	DIAMETER (mm)	WEIGHT (Kg-EMPTY)	WEIGHT (Kg-FULL)	RATING
NIND125L	120	933	550	25	149	B
NIND150L	150	1120	550	30	185	C
NIND180L	180	1308	550	33	218	C
NIND210L	210	1496	550	37	253	C
NIND250L	250	1746	550	40	296	C

Note: Slimline Direct & Indirect models available (478mm in Diameter)



3 Phase Fusion Comet Electric Boiler

The perfect solution for a wet central heating system in Light Commercial Properties, Hotels, Guest Houses and large properties

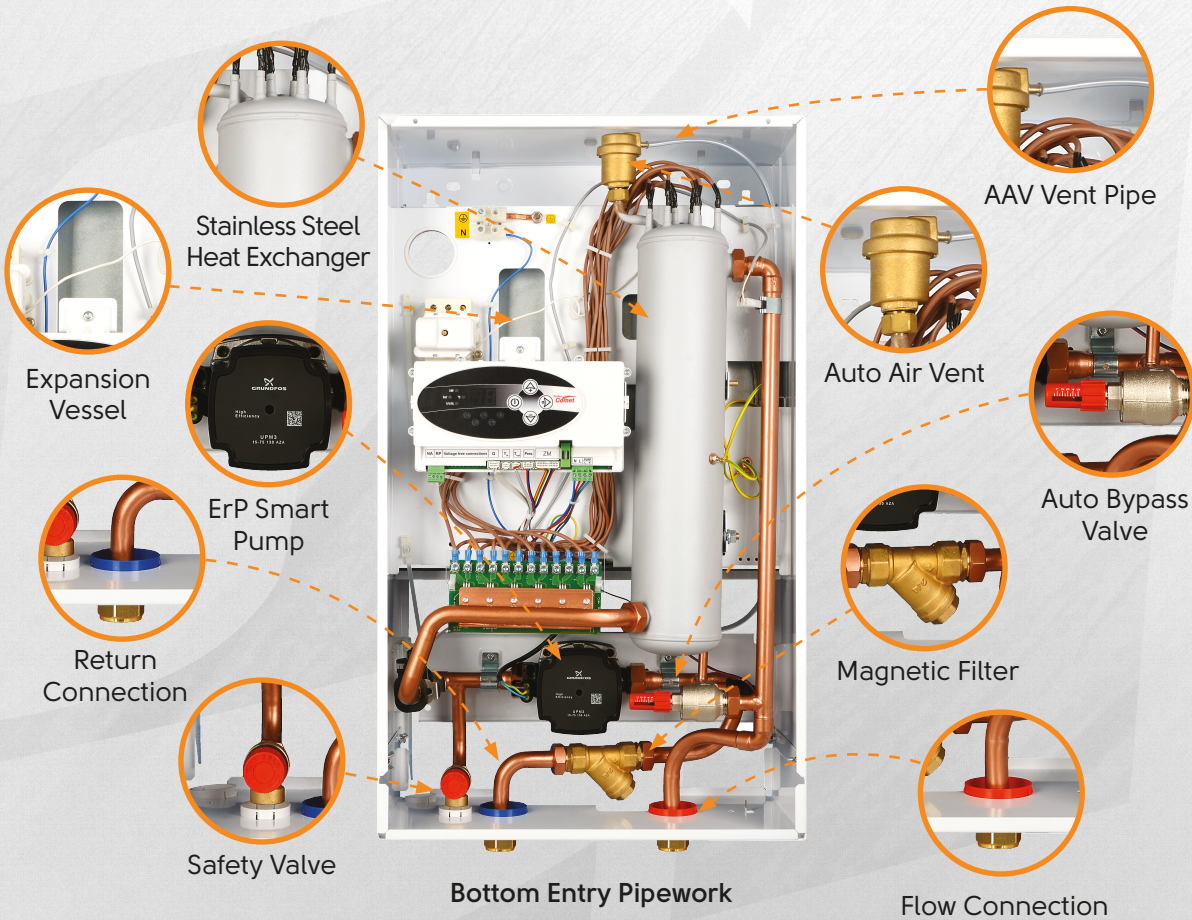

The perfect solution for a wet central heating system in light commercial properties, hotels, guest houses and large properties with 3 Phase electricity.

Our fully modulating, powerful 3 Phase Electric Boilers have been engineered to include a 6 Stage Heat Exchanger, Automatic Air Vents, Grundfos Smart Multifunction Pump, Pressure Sensor, Flow & Return Temperature Sensors and High Temperature Safety Cut-Out.

Our 3 Phase boiler outputs are 12kW, 14.4kW, 19kW 23kW and 39kW.

To ensure maximum efficiency, all Comet Boilers incorporate six stage heating using a heat exchanger. This unique facility will modulate the boiler to reduce electricity consumption and running costs.

The operating temperature of the boiler can be adjusted from 20 degrees through to a maximum 85 degrees.



The easy-to-use control panel provides operating temperatures for flow and return, system flow rate and kW output information and enables the installer to utilise the inbuilt self-diagnostic feature during installation or routine maintenance.

Using conventional wet system radiators and valves the Boilers can be installed in any property type with 3-Phase Electricity to offer an effective and efficient heating solution. For larger output requirements, these boilers can be combined on a low loss header to increase the overall output which gives endless install solutions.

Boiler Range	kW	12kW	14.4kW	19kW	23kW	39kW
Pipe Entry from Boilers	Bottom Entry					
Flow & Return Pipes	mm	22				
Min/Max Water Pressure	Bar	0.5/3.0				
Expansion Vessel	Ltrs	6				
Heat Exchanger		Stainless	Stainless	Stainless	Copper	Copper
Dry Weight	Kgs	25				
Electricity Supply	V	415V 3ph 50Hz				
Load/Current	Amp	3x17	3x20	3x27	3x31	3x54
Heating Output	Btu	40945	49134	61418	77114	132045
Min/Max Temp Settings	°C	20/85	20/85	20/85	20/85	20/85
Overheat Protection	°C	100				
Pump Included		Yes				
Recommended Pump Settings		Factory set to Max (Adjustable)				
Recommended Diameter of Mains Cable	mm ²	5x2.5	5x4	5x6	5x6	5x10
Protection	Amp	3X20	3X32	3X32	3X40	3X63
Erp Rating		D				

Boiler Features

- Outputs from 12kW to 39kW
- Integral sealed system kit
- Virtually silent in operation
- Suitable for central heating only or central heating & hot water
- Can be used for underfloor heating
- 100% efficient
- Stainless Steel or Copper Heat Exchanger
- 5 Year Guarantee*
- Removable bottom tray

Electronic Features

- Volt-free Control Connections
- 6 Stage Heating
- Integral System Diagnostics
- Easy-Fit Connectors & Sensors
- In-Built Fault Finding Diagnostics
- High Temperature Thermal Cut-Out
- Smart Multifunction Pump
- Vortex Flow Temperature Sensor
- Digital Pressure Gauge

Accessories

Code	Description
EC10001	Single Channel Programmer
EC10002	Twin Channel Programmer
EC10012	Room Thermostat
EC10011	'S' Plan Twin Channel Heat Pack
E10SS/7	Supreme Saver Hot Water Programmer
ESFS15/C	Shower Flow Sensor

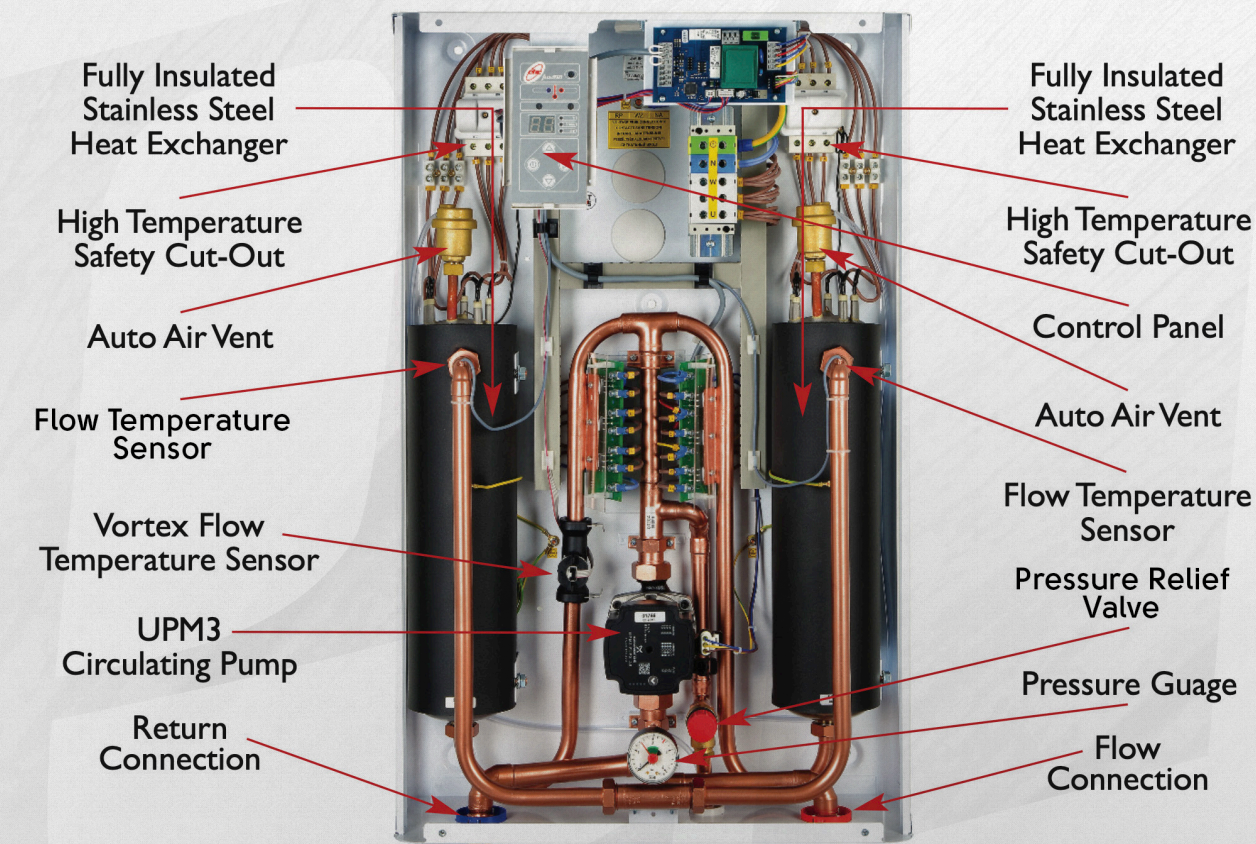
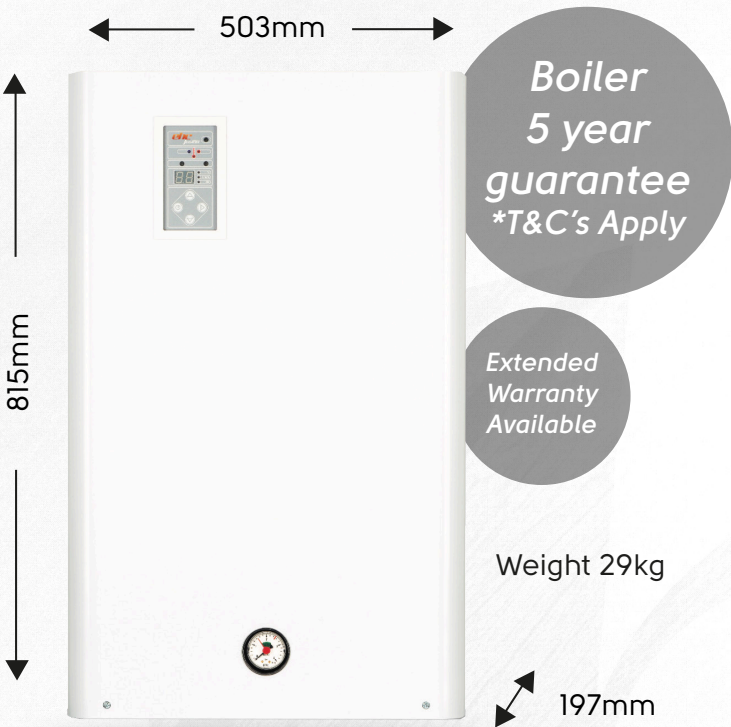
Fusion Comet 48kW 3 Phase Electric Boiler

The perfect solution for a wet central heating system in light commercial properties, hotels, guest houses and large properties with 3 Phase electricity.

3 Phase Fusion Electric Boilers can be installed in any property type with 3-Phase Electricity to offer an effective and efficient heating solution using conventional wet system radiators and valves. For larger output requirements, these Boilers can be combined on a low loss header to increase the overall output which gives endless install solutions.

This fully modulating, powerful Electric Boiler has been engineered to include insulated duplex Stainless Steel Heat Exchangers, Twin Auto Air Vents, Grundfos or Wilo Pump, Pressure Gauge, Flow & Return Temperature Sensors and Dual High Temperature Safety Cut-Outs.

All Fusion Electric Boilers can be installed for Heating only or Heating and Domestic Hot Water purposes when used with an 'S' Plan configuration in conjunction with our Twin Channel Heatpack.



The operating temperature of the Boiler can be adjusted from 40 degrees through to a maximum 85 degrees.

The easy-to-use control panel provides operating temperatures for flow and return, system flow rate and kW output information and enables the installer to utilise the inbuilt self-diagnostic feature during installation or routine maintenance.

Max. pressure	MPa	0.3
Min. pressure	MPa	0.05
Min/Max Water Pressure	°C	40 ÷ 85
Max. water temp.	°C	100
Overall dimensions	mm	815x503x197
Weight	kg	29
Pipe connections	mm	28
Safety class		IP 21
Rated power consumption	kW	48
Rated voltage		400V~
Rated current	A	3x69.3
Fuse rated current	A	80
Min. connecting wires section	mm²	5x16
Max. connecting wires section	mm²	5x50
The maximum allowed network impedance	Ω	0.03

Boiler Features

- 100% efficient
- Virtually silent in operation
- Suitable for central heating only or central heating & hot water
- Suitable for underfloor heating
- Fully Modulating Heat Exchanger
- 5 year guarantee*
- Twin Stainless Steel Heat Exchangers

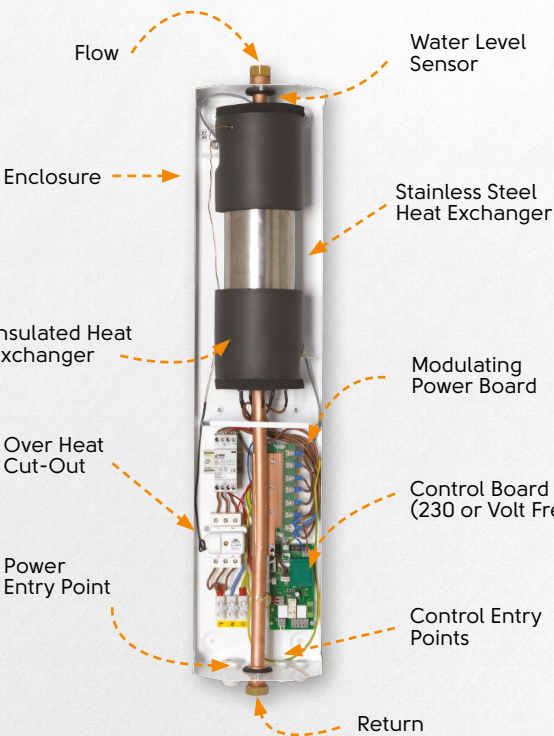
Electronic Features

- Volt-free Control Connections
- 6 Stage Heating
- Integral System Diagnostics
- Easy-Fit Connectors & Sensors
- In-Built Fault Finding Diagnostics
- High Temperature Thermal Cut-Out
- ErP Smart Multifunction Pump
- Vortex Flow & Temperature Sensor
- Digital Pressure Gauge

*Our 5 Year Warranty is offered on Boilers which are registered within 60 Days of purchase, For full Warranty T&C's please visit our website.

SlimJim Electric Boiler *The multi-purpose Boiler where space is at a premium.*

The compact design of the boiler makes it ideal for heating applications where space is at a premium. The SlimJim is traditionally installed by professional heating engineers in properties such as apartments, domestic dwellings, holiday homes and light commercial properties. Our single phase Boiler outputs are 4kW, 7kW, 10kW, 12kW with the 14.4kW available for properties that require larger outputs.



The SlimJim is a fully controllable Electric Flow Boiler which is 100% efficient and designed to maximise cupboard space. The Boiler also has an easy-fit front cover for future maintenance purposes. It has a user-friendly Front Control Panel incorporating heat mode and fault finding indicators and easy-to-use temperature control setting. The stainless steel Heat Exchanger is fully insulated to minimise heatloss.

Boiler 5 year guarantee
*T&C's Apply

Extended Warranty Available

The Boiler temperature range can be set between 30 degrees and 80 degrees which also makes it a suitable choice for wet system and underfloor heating applications.

Safety is of paramount importance and as such the SlimJim Boiler incorporates a unique high temperature safety cut-out device to protect the boiler.

The SlimJim can be supplied as a Boiler only or complete with a choice of Heat Packs.

Boiler Features

- Outputs from 4kW to 14.4kW
- Virtually silent in operation
- Suitable for central heating only or central heating & hot water
- Can be used for underfloor heating
- 100% efficient
- Stainless Steel Heat Exchanger
- 5 Year Guarantee*

Electronic Features

- Volt-free Control Connections
- 6 Stage Heating
- Integral System Diagnostics
- Easy-Fit Connectors & Sensors
- In-Built Fault Finding Diagnostics
- High Temperature Thermal Cut-Out
- Digital Pressure Gauge

Accessories

Code	Description
EC10001	Single Channel Programmer
EC10002	Twin Channel Programmer
EC10012	Room Thermostat
EC10011	'S' Plan Twin Channel Heat Pack
E10SS/7	Supreme Saver Hot Water Programmer
ESFS15/C	Shower Flow Sensor

Boiler Range	kW	4kW	7kW	10kW	12kW	14.4kW
Pipe entry boiler - flow				Top		
Pipe entry boiler - return				Bottom		
Central heating flow & return pipes	mm			22		
Max Pressure	Bar			3.0		
Min Pressure	Bar			0.5		
Min/Max Temp Settings	°C			30/80		
Overheat Protection	°C			100		
Safety class				IP22		
Electrical Supply	VAC			240V 1ph 50Hz		
Load current	Amp	17	29	42	50	60
Recommended diameter of mains cable	mm	6	10	10	16	16
Heating output	Btu	13648	23884	34121	40945	49134
Protection	Amp	20	40	50	63	80
Erp Rating				D		
Dry Weight	Kgs			11		

*Our 5 Year Warranty is offered on Boilers which are registered within 60 Days of purchase, For full Warranty T&C's please visit our website.

SlimJim Electric Boiler

Direct Cylinder Packages

The compact design of the SlimJim Electric Flow Boiler makes it ideal for heating applications where space is at a premium.

- ✓ Outputs from 4kW to 14.4kW
- ✓ Virtually silent in operation
- ✓ Boiler provides central heating only & domestic hot water is provided by the direct unvented cylinder
- ✓ Can be used for underfloor heating
- ✓ 100% efficient
- ✓ Stainless Steel Heat Exchanger
- ✓ Includes Run Dry Sensor
- ✓ No flue required
- ✓ No fumes and no risk of explosion



Our one stop shop service enables us to provide SlimJim Electric Boiler and Cylinder packages with associated controls. This service ensures that all your heating and hot water appliances carry the EHC Brand and simplifies your future warranty support

Code	Description	Number of Bedrooms
EHCSJ7/120	SLIM JIM 7KW/120L ELECTRIC BOILER c/w DIRECT CYLINDER	1
EHCSJ10/120	SLIM JIM 10KW/120L ELECTRIC BOILER c/w DIRECT CYLINDER	1 or 2
EHCSJ10/150	SLIM JIM 10KW/150L ELECTRIC BOILER c/w DIRECT CYLINDER	1 or 2
EHCSJ10/180	SLIM JIM 10KW/180L ELECTRIC BOILER c/w DIRECT CYLINDER	2
EHCSJ12/150	SLIM JIM 12KW/150L ELECTRIC BOILER c/w DIRECT CYLINDER	3
EHCSJ12/180	SLIM JIM 12KW/180L ELECTRIC BOILER c/w DIRECT CYLINDER	3
EHCSJ15/180	SLIM JIM 14.4KW/180L ELECTRIC BOILER c/w DIRECT CYLINDER	3/4

What's Included

- ✓ Choice of SlimJim Boiler 5 Year Warranty
- ✓ Choice of Direct Unvented Stainless Steel Cylinder 25 Year Warranty
- ✓ Single Channel Programmer 2 Year Warranty
- ✓ Room Thermostat 2 Year Warranty
- ✓ 8 Litre Robo Kit 2 Year Warranty
- ✓ Auto Air Vent 2 Year Warranty
- ✓ High Quality ErP Smart Pump 2 Year Warranty
- ✓ Lockshield Valves 2 Year Warranty
- ✓ Magnetic Filter 2 Year Warranty

Optional Extra: ADEY Magnaclean and Chemical Pack





Space Saver



High Quality



100% Energy Efficient



Great Performance



Virtually Silent



Best Price

SlimJim Electric Boiler

Indirect Cylinder Packages

The SlimJim is traditionally installed by professional heating engineers in properties such as domestic dwellings, holiday homes and light commercial properties

- ✓ Outputs from 4kW to 14.4kW
- ✓ Virtually silent in operation
- ✓ Can provide central heating & hot water using our Boiler Heat Packs
- ✓ Can be used for underfloor heating
- ✓ 100% efficient
- ✓ Stainless Steel Heat Exchanger
- ✓ Includes Run Dry Sensor
- ✓ No flue required
- ✓ No fumes and no risk of explosion



Code	Description	Number of Bedrooms
EHCSJ10/150IND	SLIM JIM 10KW/150L ELECTRIC BOILER c/w INDIRECT CYLINDER	1
EHCSJ10/180IND	SLIM JIM 10KW/180L ELECTRIC BOILER c/w INDIRECT CYLINDER	1 or 2
EHCSJ12/150IND	SLIM JIM 12KW/150L ELECTRIC BOILER c/w INDIRECT CYLINDER	1 or 2
EHCSJ12/180IND	SLIM JIM 12KW/180L ELECTRIC BOILER c/w INDIRECT CYLINDER	2
EHCSJ12/210IND	SLIM JIM 12KW/210L ELECTRIC BOILER c/w INDIRECT CYLINDER	3
EHCSJ15/150IND	SLIM JIM 14.4KW/150L ELECTRIC BOILER c/w INDIRECT CYLINDER	3
EHCSJ15/180IND	SLIM JIM 14.4KW/180L ELECTRIC BOILER c/w INDIRECT CYLINDER	3
EHCSJ15/210IND	SLIM JIM 14.4KW/210L ELECTRIC BOILER c/w INDIRECT CYLINDER	3/4

What's Included

✓ Choice of SlimJim Boiler	5 Year Warranty
✓ Choice of Direct Unvented Stainless Steel Cylinder	25 Year Warranty
✓ Single Channel Programmer	2 Year Warranty
✓ Room Thermostat	2 Year Warranty
✓ 8 Litre Robo Kit	2 Year Warranty
✓ Auto Air Vent	2 Year Warranty
✓ High Quality ErP Smart Pump	2 Year Warranty
✓ Lockshield Valves	2 Year Warranty
✓ Magnetic Filter	2 Year Warranty
✓ Automatic By-Pass	2 Year Warranty
✓ 2 Port Zone Valve (x2)	2 Year Warranty
✓ Wiring Centre	2 Year Warranty
✓ Dual Cylinder Thermostat	2 Year Warranty



Time Saver Install



Space Saver



High Quality



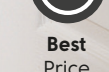
100% Energy Efficient



Great Performance



Virtually Silent



Best Price

SlimJim Electric Boiler

Pre-Plumbed / Pre-Wired Indirect Cylinder Packages

The SlimJim is ideal for wet system and underfloor heating applications

- ✓ Outputs from 4kW to 14.4kW
- ✓ Virtually silent in operation
- ✓ Provides central heating & hot water via the 'S' plan configuration
- ✓ Can be used for underfloor heating
- ✓ 100% efficient
- ✓ Stainless Steel Heat Exchanger
- ✓ Includes Run Dry Sensor
- ✓ No flue required
- ✓ No fumes and no risk of explosion



Code	Description	Number of Bedrooms
EHCSJ10/150PPC	SLIM JIM 10KW/150L ELECTRIC BOILER c/w INDIRECT PRE-PLUMB CYLINDER	1
EHCSJ10/180PPC	SLIM JIM 10KW/180L ELECTRIC BOILER c/w INDIRECT PRE-PLUMB CYLINDER	1 or 2
EHCSJ12/150PPC	SLIM JIM 12KW/150L ELECTRIC BOILER c/w INDIRECT PRE-PLUMB CYLINDER	1 or 2
EHCSJ12/180PPC	SLIM JIM 12KW/180L ELECTRIC BOILER c/w INDIRECT PRE-PLUMB CYLINDER	2
EHCSJ12/210PPC	SLIM JIM 12KW/210L ELECTRIC BOILER c/w INDIRECT PRE-PLUMB CYLINDER	3
EHCSJ15/150PPC	SLIM JIM 14.4KW/150L ELECTRIC BOILER c/w INDIRECT PRE-PLUMB CYLINDER	3
EHCSJ15/180PPC	SLIM JIM 14.4KW/180L ELECTRIC BOILER c/w INDIRECT PRE-PLUMB CYLINDER	3
EHCSJ15/210PPC	SLIM JIM 14.4KW/210L ELECTRIC BOILER c/w INDIRECT PRE-PLUMB CYLINDER	3/4

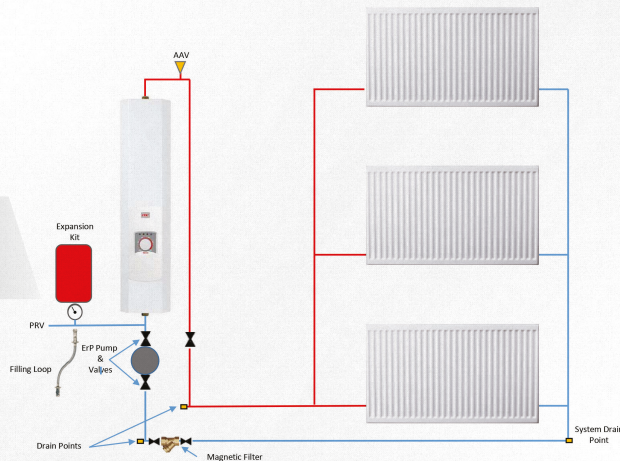
What's Included

✓ Choice of SlimJim Boiler	5 Year Warranty
✓ Choice of Indirect Unvented Stainless Steel Cylinder	25 Year Warranty
✓ Twin Channel Programmer	2 Year Warranty
✓ Room Thermostat	2 Year Warranty
✓ 8 Litre Robo Kit	2 Year Warranty
✓ Auto Air Vent	2 Year Warranty
✓ High Quality ErP Smart Pump	2 Year Warranty
✓ Lockshield Valves	2 Year Warranty
✓ Magnetic Filter	2 Year Warranty
✓ Automatic By-Pass	2 Year Warranty
✓ 2 Port Zone Valve (x2)	2 Year Warranty
✓ Wiring Centre	2 Year Warranty
✓ Dual Cylinder Thermostat	2 Year Warranty

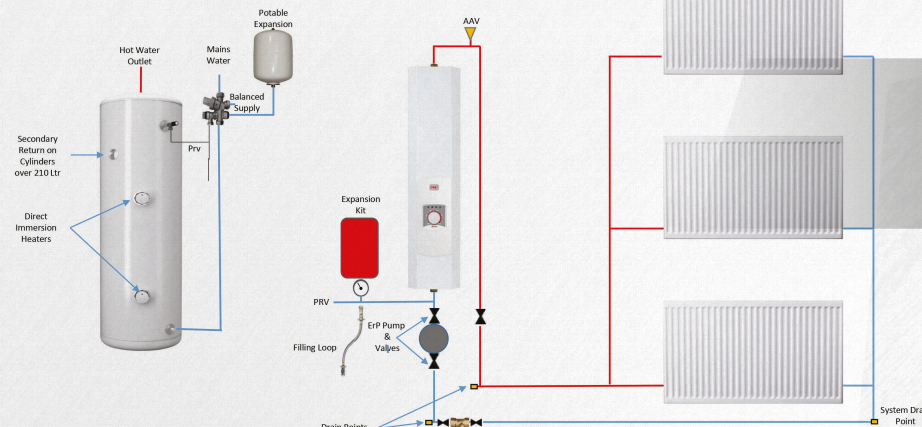
SlimJim Electric Boiler

System Schematics

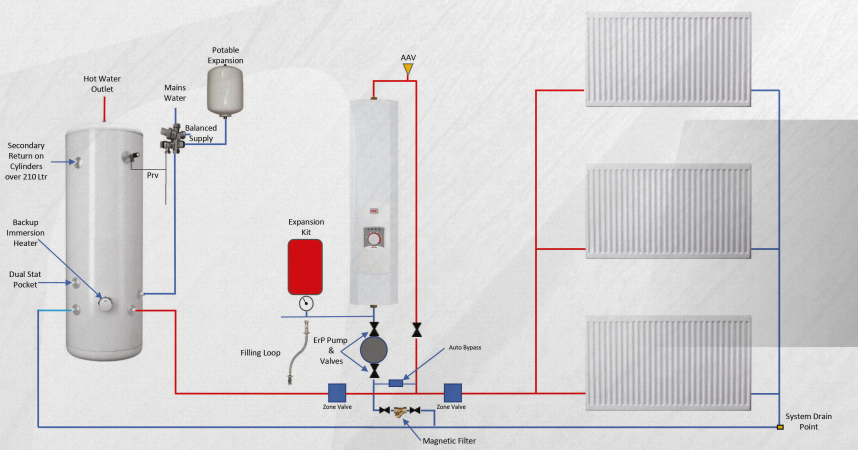
Heating only design



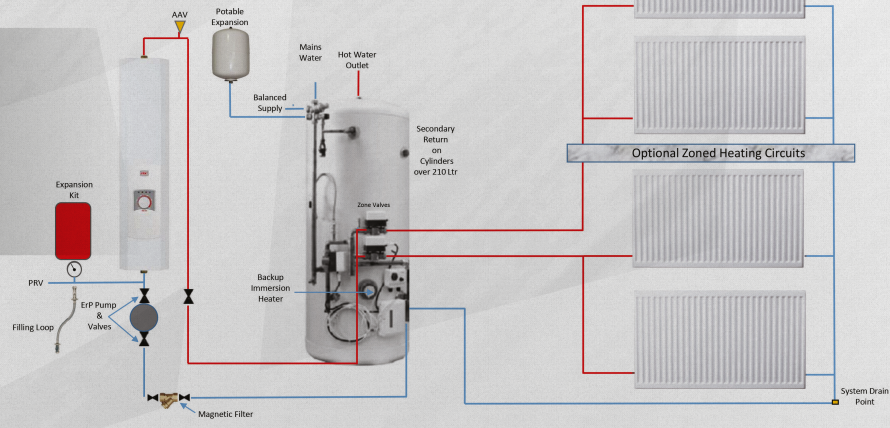
Heating only with Direct Cylinder Hot Water design



Heating and Hot Water design with Indirect Cylinder



Heating and Hot Water design with Pre-plumbed Indirect Cylinder



Note:- The above schematics are for illustration purposes only. Consult your engineer for your requirements.

Accessories & Controls

EC10001 - Single Channel Programmer



- Selection of Modes -
- 24 Hours, 5/2 Day & 7 Day
- 2 or 3 ON/OFF Selector
- Preset program settings
- Standard Back Plate
- Suitable for Wired Installations or used in conjunction with EC10015 RF Thermostat.

EC10002 - Twin Channel Programmer



- Selection of Modes -
- 24 Hours, 5/2 Day & 7 Day
- 2 or 3 ON/OFF Selector
- Preset program settings
- Standard Back Plate
- Suitable for Wired Installations or used in conjunction with EC10015 RF Thermostat.

EC10003 - Three Channel Programmer



- Selection of Modes - 24 Hours, 5/2 Day & 7 Day
- 2 or 3 ON/OFF Selector
- Preset Program Settings
- Standard Back Plate
- Suitable for Wired Installations or used in conjunction with EC10015 RF Thermostat.



EC10012 - Room Thermostat

- Hard Wired
- Diaphragm Temperature Sensor
- Ideal for Surface or Pattress Box mounting
- 10°C- 30°C Set Point



EC10015 - EHC Wireless Room Thermostat

- Wireless Communication
- 230V or Volt Free Switching capability
- Ideal for Surface Mounting or Free Standing
- 5°C - 35°C Set Point
- Simple Control Dial with sizeable Digital Screen
- Quick easy installation



Single Channel Heat Pack

- 1x Single Channel Programmer
- 1x Room Thermostat
- 1x Filling Loop
- 1x MagnaClean Pro 3 Sense Filter
- 1x Adey MCI+ Inhibitor
- 1x Adey MC3 System Cleaner




Twin Channel Heat Pack

- 1x Twin Channel Programmer
- 1x Room Thermostat
- 1x Wiring Centre
- 2x 22mm 2 Port Zone Valve
- 1x Filling Loop
- 1x MagnaClean Pro 3 Sense Filter
- 1x Adey MCI+ Inhibitor
- 1x Adey MC3 System Cleaner



Three Channel Heat Pack

- 1x Three Channel Programmer
- 2x Room Thermostat
- 1x Wiring Centre
- 3x 22mm 2 Port Zone Valve
- 1x Filling Loop
- 1x MagnaClean Pro 3 Sense Filter
- 1x Adey MCI+ Inhibitor
- 1x Adey MC3 System Cleaner



ESFS15C - Shower Flow Sensor

- 15mm Compression Fittings
- Auto Shutdown of the Boiler when the Shower is running
- Normally open & normally closed connections supplied



Mercury Compliance Pack

- 1x Single Channel Programmer
- 1x Wireless Room Thermostat
- 1x Filling Loop
- 1x Flow Restrictor (5L=12kw, 6L=14kw, 8L=19kw, 12L=26kw)
- 1x MagnaClean Pro 3 Sense Filter
- 1x Adey MCI+ Inhibitor
- 1x Adey MC3 System Cleaner



the electric heating company

The Electric Heating Company delivers premier heating products across the UK

Tel: 01698 820533

Email: info@electric-heatingcompany.co.uk

www.electric-heatingcompany.co.uk

Unit 40, Block 5, Third Road, Blantyre Industrial Estate, Blantyre, Glasgow G72 0UP



Disclaimer - All figures quoted and images used are correct at the time of printing and maybe subject to change